



BRANCH LINE

NMRA'S FIRST REGION



Our 2019 Convention Car finds a home north of the border in Waubausheen Ontario, Canada. Pictured here is 50 foot Tidewater Southern boxcar #519 crossing a C&O trestle on the layout of John Brown MMR. Mr. Brown penned an article in the May 2019 *NMRA Magazine* about rebuilding the undercarriages of wood-sided C&O box cars (see below). *Both photos by John Brown MMR.*



In his article, Mr. Brown noted he had an affinity for commemorative cars from Divisional and Regional NMRA events - especially cars from the mid 1950s. Well, the article did not escape the attention of one of the Diamond Rails Forever committee members and he contacted Mr. Brown through his division superintendent by searching for Brown's name in the list of Master Model Railroaders on the NMRA website. Sure enough, Mr. Brown got back to the committee and expressed interest in such a car. They were able to ship one of the cars to Mr. Brown's friend in Southern California and the friend delivered the car on a subsequent trip to the northeast for a model railroad function.. So here we have two photos, of two separate issues of commemorative cars, both from the mid - 1950s, on the same trestle. Amazing!



Speaking Of Convention Cars, the 2020 Clear To The Coast convention in Concord, CA will feature a wood-sided Sacramento Northern boxcar of a similar vintage. Perhaps John Brown will want one of these, too.....

Be sure to see the latest update on Clear To The Coast beginning on page 11. You can also find a convention registration form on page 13 For full details to date, visit the convention website at <http://www.pcrnmra.org/conv2020/index.html> . While you're there, you can follow the Company Store" tab and order your own Sacramento Northern boxcar or boxcars. How convenient!



USPS 870-060
ISSN 07449774
Volume 76
Number 4
Oct-Dec 2019

Model Railroading is Alive and Well on the Central Coast

by Neil Fernbaugh

The Central Coast Railroad Festival on October 4th through 6th showcases the incredible diversity of Railroading and modeling opportunities between

See "Central Coast" page 9

PCR Call Board

Officers, BOD	<p>President, Chris Palermo 650-208-3150 Vice-President, Frank Markovich 408-505-2727 Treasurer, Bob Osborn 925-420-6880 Secretary, Chip Meriam 530-899-2609 Director - Daylight, Neil Fernbaugh 559-805-4520 Director - Coast, Lisa Gorrell 925-228-4429 Director - Sierra, Tom Van Horn 209-626-0352 Director - RED, Steve Skold 707-539-1782</p>	<p>PCRPREZ@nmra.org frank@frankmarkovich.com brakemanbob@yahoo.com chipmeriam@comcast.net marmot47@sbcglobal.net snrylisa@gmail.com tomvca@aol.com sandcskold@att.net</p>
Administration	<p>Manager, Chris Palermo 650-208-3150 Budget and Finance Committee [President, Vice-President and Treasurer] 707-539-1782 By-laws and Manual Committee, Steve Skold 707-539-1782 Nomination Committee Chair, Dave Connery, MMR 925-735-0134 Ballot Committee, Jim Providenza 415-472-6715 Honors Committee, Ray deBlicek 510-521-9778 Storekeeper, Ted Moes 510-749-7099 Audit Committee, John Houlihan 559-435-0874 Historian, Dave Connery, MMR 925-735-0134</p>	<p>PCRPREZ@nmra.org sandcskold@att.net dgconnery@sbcglobal.net rrjim@aol.com RaydBCS@aol.com ted@tjmoes.com oscalejohngmail.com dgconnery@sbcglobal.net</p>
Membership	<p>Manager, Doug Wagner 661-589-0391 Member Services, Bob Ferguson 925-228-6833 Member Aid, Rod Smith 510-657-3362 Education (Vacant) Special Interests, Seth Neumann 650-965-4687</p>	<p>CarlDW@aol.com BobPCRCD@aol.com Railgeezzer@aol.com sneumann@pacbell.net</p>
Pubs.	<p>Manager, Gus Campagna 707-664-8466 Editor, Chip Meriam 530-899-2609 Webmaster, Dave Grenier 408-431-8989 Chief Marketing Officer, Pete Birdsong 859-552-5467</p>	<p>campgus@earthlink.net chipmeriam@comcast.net pcrWebmaster@pcrnra.org rrpetteb@gmail.com</p>
Conv.	<p>Manager, Tom Crawford 510-790-0371 2020 Concord Co-Chairs, Doug Smith, Earl Girbovan, Chris Palermo 2021 Fresno, John Houlihan 559-435-0874</p>	<p>tom@thecrawfordfamily.net ctc2020chair@pcrnra.org john@irishtracklayer.com</p>
Contest	<p>Manager (vacant) Daylight Division, Chuck Harmon, MMR 559-299-4385 Coast Division, Jim Eckman 650-996-6728 Sierra Division, Gary Ray 530-990-1276 RED, Giuseppe Aymar 707-291-0701</p>	<p>harmonsta@yahoo.com jim_eckman@roninengineer.com Gerber1926@gmail.com Giuseaymar@aol.com</p>
AP	<p>Manager, Jack Burgess, MMR 510-797-9557 Daylight Division, Dave Grenier 408-431-8989 Coast Division, Earl Girbovan 650-248-9255 Sierra Division, Dave Bayless 530-613-5784 RED, Giuseppe Aymar, MMR 707-291-0701</p>	<p>jack@yosemitevalleyrr.com grenida@pacbell.net egirbovan@netzero.com davebayl@pacbell.net Giuseaymar@aol.com</p>
Daylight	<p>Superintendent, Neil Fernbaugh 559-805-4520 Clerk / Paymaster, John Houlihan 559-435-0874 Editor, Chuck Harmon 559-299-4385 Contest, Chuck Harmon 559-299-4385 Achievement, Dave Grenier 408-431-8989 Membership, Doug Wagner 661-589-0391 Member Aid, Bob Pethoud 559-438-7705 Webmaster, Dave Grenier 408-431-8989</p>	<p>marmot47@sbcglobal.net john@irishtracklayer.com harmonsta@yahoo.com harmonsta@yahoo.com grenida@pacbell.net CarlDW@aol.com pethoud@comcast.net grenida@pacbell.net</p>
Coast	<p>Superintendent, Doug Smith 925-362-8974 Clerk, Brian Booth 925-324-2181 Paymaster, Bob Ferguson 925-228-6833 Editor, Pete Birdsong 859-552-5467 Contest, Jim Eckman 650-996-6728 Achievement, Earl Girbovan 650-248-9255 Membership, Ronnie LaTorres 510-317-7456 Member Aid, Rod Smith 510-657-3362 Webmaster, Pete Birdsong, MMR 859-552-5467</p>	<p>funrun27@yahoo.com carcrazy832@yahoo.com BobPCRCD@aol.com rrpetteb@gmail.com jim_eckman@roninengineer.com egirbovan@netzero.com veronicashadlow@yahoo.com Railgeezzer@aol.com rrpetteb@gmail.com</p>
Sierra	<p>Superintendent, Chip Meriam 530-899-2609 Clerk, Dave Fryman 925-360-1377 Paymaster, Al Rowe 916-961-9911 Editor, Chip Meriam 530-899-2609 Contest, Gary Ray 530-873-0626 Achievement, Dave Bayless 530-613-5784 Membership, Jim Collins 209-566-0935 Webmaster, Gus Campagna 707-664-8466</p>	<p>chipmeriam@comcast.net fryperson@hotmail.com hofunar@aol.com chipmeriam@comcast.net gerber1926@gmail.com davebayl@pacbell.net jimcol@charter.net campgus@earthlink.net</p>
RED	<p>Superintendent, Scott Lockhart 707-775-9889 Clerk / Paymaster, Dave Grundman 707-584-1964 Editor, Scott Lockhart 707-775-9889 Program, Al Merkrebs 707-539-8020 Contest, Giuseppe Aymar, MMR 707-291-0701 Achievement, Giuseppe Aymar, MMR 707-291-0701 Membership, Gus Campagna 707-664-8466 Webmaster, Gus Campagna 707-664-8466</p>	<p>scottnl1947@gmail.com dave_pat_1999@yahoo.com scottnl1947@gmail.com alm@sonic.net Giuseaymar@aol.com Giuseaymar@aol.com campgus@earthlink.net campgus@earthlink.net</p>

The Branch Line
The Official Publication of the
Pacific Coast Region/ National
Model Railroad Association

Vol. 76, No. 4 4th Qtr, 2019

The Branch Line is published quarterly to inform members of Region activities and to provide educational articles for the advancement of railroad history and the art and science of model railroading. It is distributed to members of the Pacific Coast Region. Electronic versions are posted on the website, www.pcrnmra.org.

Copyright 2018, Pacific Coast Region, National Model Railroad Association. Permission to reprint granted to all affiliates of the NMRA. Others may request permission to reprint from the Editor:

Chip Meriam
 2260 Cherry Glenn Court
 Chico, CA 95926
 Phone (530) 899-2609
 e-mail: chipmeriam@comcast.net

STATEMENT OF PUBLICATION

The Branch Line (USPS 870060, ISSN 07449771), is issued four times a year in the months of January, April, July and October. Deadline for all materials is the first of the month preceding publication. No material will be returned unless requested and sufficient postage is provided. Membership in the PCR is included in NMRA dues. A subscription to the BRANCH LINE is \$8.00.

The BRANCH LINE is published by the Pacific Coast Region, 530 Fig Tree Lane, Martinez, CA 94553.

Periodical Postage paid at Martinez, CA and additional mailing offices.

POSTMASTER: Send address changes to - BRANCH LINE, 1915 William Drive, Penngrove, CA 94951.

All comments about materials contained in the BRANCH LINE should be mailed directly to the PCR Publications Manager, 1915 William Drive, Penngrove, CA 94951.

Inquiries regarding membership application, renewal, or change of address should be directed to the NMRA, P.O. Box 1328 Soddy Daisy, TN 37384-1328.

Contents

Reports

From the President.....4
 From the Vice President.....5
 From the Membership Manager.....7
 From the Editor.....8
 Contest Report.....14
 Achievement Report.....17
 SIG Report.....18
 Coast Report.....26
 Daylight Report..... 27
 RED Report.....28
 Sierra Report.....29

Feature Stories

Central Coast Railroad Festival.....1
 Last Run - Russ Clover.....6
 National Convention Contest Winners.....15
 The Answers Are Out There.....21
 Tales Of The Santa Cruz Northern.....22
 Looking Back.....24
 The Fortieth Page.....39

Regular Goodies

Call Board.....2
 Statement of Publication.....3
 Membership Tracker.....3
 2020 PCR Convention Registration Form.....13
 NMRA Membership Renewal Form..... 19
 In Memoriam.....20
 Welcome New Members.....20
 Time Table.....30
 Club Information.....33
 Web Announcement.....37
 Membership Gauge.....38

PCR Membership Tracker

<u>Division</u>	<u># Members</u>
Coast	404
Sierra	283
Redwood Empire	138
Daylight	109
Total PCR Members	934

From The President



By Chris Palermo

Summer 2019 is now a memory and with it the NMRA National Convention in Salt Lake City, which I attended with an enthusiastic group of other PCR members. The hotel and conference facility were the best I've ever experienced at a National, and Salt Lake area modelers have some of the best home layouts in the country. Touring and seeing them was an absolute pleasure. As usual, I attended the National Board of Directors meeting and I am

pleased to advise that the Board appointed me as Associate General Counsel (sort of assistant top lawyer), reporting to Robert Ambrose of St. Louis. The Board meeting was fairly quiet, but highlights included a fine presentation by Charlie Getz (PCR, San Carlos) on the design and ongoing installation of NMRA's "Magic of Scale Modeling Exhibit" at the California State Railroad Museum in Sacramento. The design looks terrific and PCR members have played a leading role in bringing this exhibit to reality. Charlie and Bob Brown (PCR, Los Altos) have devoted countless hours while Frank Markovich (PCR, Belmont) and Mike Blumensaadt (PCR, San Francisco) completed construction of a 4 1/2 foot by 12 foot HO scale operating demonstration layout. I had the privilege to see and photograph the layout at Mike's home before its relocation to Sacramento and it effectively and beautifully shows how a layout is built from bench work to rough scenery to finished details and running trains. Thanks everyone!

The BOD also approved a \$3 national dues increase, something that is never popular but unfortunately necessary every few years to cover inflation-driven costs. Dues have not increased in several years while staff costs and other fixed costs have, so the BOD chose the minimum needed to cover these at federal government cost-of-living adjustment (COLA) rates. I hope you agree that NMRA continues to offer excellent value for the services we have. If you're concerned about the increase, refresh yourself on all NMRA's membership services and benefits, which are summarized in almost every issue of the NMRA Magazine.

Frank Markovich and I have completed conversational visits in Coast Division and Daylight Division, and look forward to visiting members in Redwood Empire Division (September 28) and Sierra Division (to be scheduled). On June 29 we had a productive discussion in Daylight Division at the home of Chuck Harmon (Fresno)—thank you Chuck. A dozen members heard our updates and provided ideas for improvements in PCR, one of which we immediately implemented—the "Ask an MMR" service. Send an e-mail to "askmmr@pcrnma.org" with your private model railroading question and one of a panel of MMR® awardees will reply

with advice or pointers. For questions you don't want to post in a public forum or can't bring to others at an in-person NMRA event, now you have help. Try it!

Then on July 27 Bruce Morden (Santa Barbara) hosted me for a visit to Daylight's quarterly event in Goleta. It was packed with clinics, a white elephant auction, and a layout tour which I really enjoyed. Santa Barbara area modelers are well connected with and supportive of one another and the quality of layouts is very high. Frank and I look forward to talking to others of you at future events around PCR.

Plans for future PCR and National events are looking great as well. The 2020 convention at Concord (April 29 to May 2) is in active planning and the hotel-conference facility is excellent; if you can offer a clinic, open your layout or help with odd jobs during the convention, please contact the co-chairs now. The 2020 National convention at St. Louis is open for registration now and promises to be a strong event in a central location. The 2021 National convention is here in PCR at the Santa Clara Marriott Hotel from July 4 to 11. Having a National in our back yard happens only about once a decade. National-level contest modeling, clinics, and the National Train Show, all in the Region, present an exceptional chance to see and learn about some of the finest modeling and products from around the world. PCR fully supports and is assisting in planning this convention. The planning committee continues to solicit qualified volunteers. Working a National convention is rewarding and an excellent way to connect with modelers at the top of the hobby. If you can assist, please get in touch with me or Ray De Blieck (Alameda).

While I love reporting on national and regional news, the modeling you do at home and show to others, and the operating that you do at home or with others, or in support of events in your Division, continues to be the core of our success as a region. We exist as an association primarily to share models, layouts, knowledge and time with others, so please think about how you can assist your division, whether it's bidding in or contributing to an auction, offering a clinic, hosting operators, writing for your publication. Clinics or modeling show-and-tell don't have to occur at a quarterly division event; consider inviting a bunch of members to your dining room, garage, basement or community room to show a new technique. Coast Division has done this successfully with events held in office conference rooms and school classrooms on weekends, with 10 to 20 members attending.

Best wishes for a productive autumn of modeling, and if I can assist you with any aspect of NMRA, please contact me. The best way is e-mail: cjpalermo1964@gmail.com.



From the Vice President

By Frank Markovich, Vice President, PCR/NMRA

If you need or want to contact me it is best by email:
frank@frankmarkovich.com.

Chris Palermo and I visited the Daylight Division in July and met with a number of members. We will be meeting with members of the Coast Division as this issue is being prepared for publication.

I went to the NMRA National in Salt Lake City, Utah. The PCR and Coast Division was well represented. The hotel was excellent and the food was reasonable. While I don't remember everyone that was there here is a brief list: Bob Ferguson, Darleen Ferguson, Earl Girbovan, Ray deBlieck, Stanley Keiser, Pat LaTorres, and a number of others.

I attended a "Meet the President" clinic with Pete Magoun President of the NMRA, and have a few things to report from that clinic. First, the Museum project is projected to be fully installed by sometime in October. But parts will have been completed and installed before the National Narrow Gauge Convention in early September. Of note is a discussion on a youth program. The legal counsel has ruled that it is too risky for the NMRA to have a youth program given the current legal issues. The NMRA does not have insurance for issues arising from a youth program. The NMRA will continue working with the Boy Scouts as they have an excellent vetting system for leaders and workers.

Most of the time at the convention was spent in clinics (at least for me). I did ride the Heber Valley RR. Beautiful scenery on that ride. I also attended the National Trade Show. There were some interesting items there. Lots of new castings from various vendors and lots of new structure kits – mainly laser cut, along with many new diesel locomotives and rolling stock. Of note was a barbed wire kit – for HO but I spoke with the developer and there could be O scale in the future – not cheap but very cool. I can see clubs using it or individuals sharing it (does 38 linear feet). Also a really cool fiber optics kit for providing light. Magazines were all represented, MR, NGSL Gazette, Craftsman, N Scale, MRH. Some good discounts on some of the books and magazines.

I am in On3 and to be honest there wasn't much in my main scale. Richard Brennen (Coast Division Clinic Chairman) had a TT display at the train show that was very cool. Also lots of 'N' and 'Z' scale layouts. I really like the idea of 'Z' but my 70 year old eyes can't see it that well. I had to leave at just before noon and the line to get in was at least a couple of long blocks long. Many people looking at model railroading. I rode there and back on Salt Lake City's excellent public transit system (free to convention attendees). The system is clean and easy to use.

My wife, Susie, and I also did some non-rail activities including going to the Family History Library. It was a fantastic place and we started looking at our family history. We were able to find some family pictures and some information on relatives. This search is free! Across the street is the Latter Day Saints Temple and grounds – also worth seeing. On an-

other corner is City Creek Shopping Center. Neither Susie nor I are big shoppers, but a beautiful creek runs down the center of the shopping center and the center has a good variety of shops. We had lunch there the one day.

Other outside events included the typical layout tours, the Promontory Point golden spike ceremony, tours of shops, a trip to Park City (we went there the day before the convention – worth going as it is beautiful!). Lots and lots of operating opportunities. Tour of Trax shops (light rail system), double decker tour of Salt Lake City and many others. Many attended a rehearsal of the Mormon Tabernacle Choir.

Now to the clinics: To start they were run exceptionally well. None of the clinics that I attended had any issues – projectors and laptops worked flawlessly. I attended about 25 clinics. I won't talk about all of them but will mention a few: Ron Davies gave an excellent clinic on Finding Junction City and the story of the Golden spike. Very informative and also entertaining. Just one of about 4 on the Golden spike. All from different perspectives. There were about 5 on photography both Model and Prototype. Many on operation and on electronics, and many on scenery – again from different perspectives. I attended a number of great clinics on early American railroads. I could go on and on. I have a whole set of notes to go through. Phillip Sharp also did a number of great clinics including one on Timber Buildings of the Nineteenth Century. My friend Pete Steinmetz gave 2 excellent clinics – one on Dead Rail and I am excited to see the new products he spoke to me about, and one on Pan Pastels.

Contests were well attended and well represented by PCR members. Winners included: Pat LaTorres, Ronnie Latorres, Stanley Keiser and myself. We will all bring our models and photos to the next Coast Division meet (event).

A slight change of subject: At the PCR this year Charlie Getz spoke about fellowship and how important it is to the members. I really felt this in Salt Lake. I got to know a number of people and became reacquainted with many others. As an example, I spend some time with Ed and Gay Liesse. They have attended 27 consecutive NMRA conventions. I have known them since the mid 1970's when they lived in San Mateo.

Lastly, an interesting item is that over 50% of the NMRA members have never gone to the NMRA web site. If you haven't you are really missing some of the benefits of the NMRA: Online clinics - I have watched over two dozen, discounts for NMRA members, information on many topics, standards, NMRA Standards gauges, and free insurance for 100% NMRA clubs.

From The Vice President





LAST RUN - RUSS CLOVER

Re-printed with permission from the Redwood Empire Division *Callboard*.

We are sad to report the passing of Russell Clover. Many of you knew Russ through his model railroad business, Clover House. Russ was a lifetime member of the NMRA and the RED. The following is a copy of his obituary from the Santa Rosa Press-Democrat. Our thoughts and prayers go out to his family.

With sad hearts, we announce that Russ Clover, our dear husband, father and friend has gone to be with the Lord after a long and joyous life. He died on July 28, 2019 at the age of 93.

Russ was a man of many talents that he used to the fullest. He joined the Navy right out of high school in 1944 and served in both World War II and the Korean conflict. Afterwards, he was in the insurance business in Santa Monica and Santa Rosa. During this time he started Clover Decals, creating custom decals to enable model train enthusiasts to letter and decorate their model train cars. Next, he worked as a technician at OCLI in Santa Rosa assembling optics that flew on spacecraft supplying information for both military and civilian use. He retired from that job to open his own model railroad business, Clover House, selling wood ties, lumber, dry transfer lettering and many other items. His latest projects included custom design work for the O Scale West Model Train Show in Santa Clara and for the Rohnert Park Retirement Community where he lived.

Other talents included building his adobe house west of Sebastopol, making cabinets and furniture for himself and his friends, designing tools and equipment to improve the efficiency of his Clover House operation, and designing and printing the various Clover House catalogs. He also updated and completed maps of the local railroads from the Alan Tacy collection for the Northwestern Pacific Railroad Historical Society.

Russ felt he had been given much help from friends during his life and did his best to help others in need. He constantly looked for ways he could make another person's job or life easier.

Russ was predeceased by his first wife, Lois Mae (Smith) Clover. He is survived by his wife Jane Giles Clover, daughters Carolyn Aamot and Eileen Salsig, two grandchildren and three great-grandchildren. He will be greatly missed, but we know he is resting in the arms of his heavenly Father, free of pain at last.



Membership Manager Missives

By Doug Wagner, PCR Membership Manager



If you are reading this as a published hard copy, that you are holding in your hands, this will be the last time. No, we aren't ceasing publication of the **Branch Line**, but we are going digital. As we have been warning for the last several issues, starting with the first issue of 2020 the **Branch Line** will be a digital only publication. So, for those that still receive the **Branch Line** by United States Postal Service, the **ONLY** way you will be able to read it is by receiving it via email, or by visiting the Pacific Coast Region's web site.

Not only is the publication going digital, but also the way we communicate with our members. Like it or not, the digital age is fully upon us! Just as smart phones and computers have taken over what the phone and mailing letters did way back when, gone are the days that the volunteers would print out letters, stuff envelopes and mail them out to all the members. With the limited number of volunteers and with their time already taken up with other tasks, it is much easier to send out an email to all members than to make phone calls and stuff envelopes. Yes, I agree, the phone is a much more personal approach to contacting, but it is very time consuming to make that many phone calls. So, this is why we have been hounding you folks for your correct emails. We still have a number of NMRA/Pacific Coast Region members for whom we have no emails on record. I know some folks are hesitant to give their emails to us for security and privacy concerns, and that's OK. We do not use your emails for anything other than contacting you to notify you of important information. Do you have to notify us of your email? The answer is and emphatic "NO". For those that have email and do not want to give us your email address, I would encourage you to visit the NMRA, PCR and your Division's website for updated information concerning upcoming events, so that you are in "The Know". For those that do not do the internet, I would encourage you to contact a friend who does, and have them check our website occasionally for the latest information - so that you know what is going on in the NMRA, PCR and your Division.

All Division Membership Managers—along with the PCR—have made every effort to contact all members in an attempt to get email addresses from everyone so we can get all the most up-to-date information. So, this will be the last time I hound you for your email (did I hear applause out there?). If you haven't given it to us yet, I guess you ain't gonna' give it to us!

Until next time, may all your signals be green!

Disclaimer: The views and opinions expressed in this article are those of the author and do not necessarily reflect the official policy or position of the Pacific Coast Region or the National Model Railroad Association.

Have you changed your address or other membership information?
Notify Headquarters
Email: nmrahq@nmra.org
Phone: 423-892-2846 (8am—4pm ET)

IMPORTANT !!!!

NOTICE

The Board of Directors of the Pacific Coast Region - NMRA will be held Saturday, October 26, 2019 at 1:00 PM. The meeting will be at the Crowne Plaza Hotel, 45 John Glenn Drive, Concord, CA. All Pacific Coast Region members are welcome to attend.

The Editor of the Sierra Division *Short Line*, with whom I share an office, discovered a new contributor and he offered me some copy and photos to use in the *Branch Line*.

Mike Hamm, from Cottonwood, submitted a mound of photos, most with captions, and two written manuscripts. You can find one of the manuscripts reproduced in the lead story of the Sierra Division publication <http://www.pcrnmra.org/sierra/shortline.html>. The article describes Mike's methods for building an O scale grain elevator along with a few observations about scratch building in general. We'll feature the other manuscript here in a subsequent issue - likely January 2020. It's about scratch building the "Witches Hat" depot as a tribute to the late John Allen. As you



Witches Hat Depot

And speaking of Doug Wagner, he was honored at the NMRA National Convention in Salt Lake City with the NMRA President's Award for Service to the Division. Doug is a member of the Daylight Division.

According to Gerry Leone, MMR - NMRA Vice President/ Special Projects, "The Daylight Division owes a lot to Doug, who has taken on almost every position available. He's one of the few members who consistently participates in each of the far-flung Division events, and drives other locals to them.

He presents clinics, chairs meetings, organizes events, and is a cheerleader for the entire Division."

(quoted with permission from *NMRA Magazine*)



We asked Doug for a new photo for use in this story and, at the left, you can see what he provided - despite our admonition to keep the Jack Daniele's® out of the photo. Nonetheless, we'll make an attempt to provide a (somewhat) bona fide railroad-related explanation:

The origin of the brand name, "Old No. 7", is really unknown to anyone except the late Jack Daniel. But one of the popular theories holds that it represents the number of a steam locomotive. Even if it can't be proven, we'll buy into this explanation. We hasten to add, however, that the Santa Fe was not the railroad with Old No. 7. AT&SF runs nowhere near Lynchburg, TN.

From The Editor



By Chip Meriam

might imagine, we're always delighted to receive submissions for publication. So, thanks, Mike!

Way back on June 24 our office received this notice:

"Doug Wagner's layout room has been declared an official disaster area. Recovery efforts are in progress. The good news is that there were no injuries and the track is FINALLY all in after all these years!"



The "Official" Disaster Area



“Central Coast” from page 1

Santa Barbara and Paso Robles along the historic Southern Pacific, Pacific Coast, and Santa Maria Valley Railroads.

Even if you miss the festival, there are more than enough places and people to drop through on a trip along the coast, or to fill an extended holiday stay. For further information about times and special events, please see each venue’s own website.

There are a number of incredible layouts along the same route that are open by invitation or during regular runs and operating sessions. Several have been featured in Model Railroader, Railroad Model Craftsman, or smaller magazines and webzines. Check the Daylight Division Website, or, if you are LDSIG or OPSIG members, check their member sites for contact information for open houses and operating sessions. Bob Chaparro has been organizing layout tours in conjunction with the CCRF for several years now through his ModelRailroadsOfSoCalif@groups.io website. Check it out!

Three beautifully restored SP depots are open weekly for visitors.

The San Luis Passenger depot is still in use by Amtrak, and the star attraction for railroaders is the new San Luis Railroad museum in the restored Freight Depot.



The museum is open Saturdays from 10am to 4 pm <https://slorm.com/index.html>.

Farther South, the Oceano depot www.oceanodepot.org is open from 1-3 on Sundays, and is also the monthly meeting place for the San Luis Obispo Model Railroad Association <http://sломra.org/>, which also has occasional public events on site.



If you can spare an entire day: Between Amtrak’s Coast Starlight and the number of Surfliners, it is possible to take a round trip in either direction between San Luis Obispo and Santa Barbara.

Whichever direction you choose, there are great cafes and restaurants near both depots. The old railroad district around the Santa Barbara station, now known as the “Funk Zone”, has become a premier tourist destination with winery tastings, brew pubs, great restaurants and boutiques. The San Luis Museum used to have private rail car tours as one if it’s fundraisers, but our President’s new Amtrak management rules prevent rail cars from turning in San Luis now. Maybe someday those tours can be restored.



Continued on page 10



The Goleta Depot has been moved from its original location along the tracks and is now the site of the South Coast Railroad Museum <http://scrm.goletadepot.org/> and is open from 1pm to 4 pm on Saturdays and Sundays.



Karl Hovanitz hosts the Bitter Creek and Western live steam railroad in Nipoma. It is a private railroad and is open to the public on scheduled event days. He posts the schedule of events on his website, www.bcwrr.org

And, last nut not least, Central Coast Trains www.centralcoasttrains.com in Atascadero is the only Model Railroad Hobby Shop between Los Angeles and the Bay Area. Anita is a great resource and a great supporter of our organization and many other railroad groups across California.



Daylight Division Fall Meet At the Central Coast Railroad Festival

For our fall meet we will join the crowd at the San Luis Obispo Railroad Museum for Bob Chaparro's clinic on "Right of Way and Trackage Details" and a short introduction to the layout tours that he has organized for the weekend. Following the clinic we will tour the museum and its HO and Hon3 Central Coast Model Railroad and the swap meet on the museum's platform. Following that, we will decide whether to take advantage of the Railroad BBQ company's food and beverages on the museum site, or head out to a nearby restaurant.

The Daylight Division will have a small display at the museum including our "Timesaver Layout." If you are willing to donate a couple of hours to manning the operation of the timesaver and watching over the display, please text or call Neil at 559-805-4520.



Andrew Merriam's bridge over San Luis Creek was recently featured on the cover of Railroad Model Craftsman.



John Marchetti's model of the Pacific Coast Railway's narrow gauge on the Avila Pier.

Bob's description and guide to the layout tour is available at <http://www.ccrf.com/2019/MRSC-Layout-Tour-60.pdf>. Several great layouts are open on Thursday, Friday and Sunday as well. Check Bob's schedule for more details.

Karl Kvilvang's Western Pacific model railroad is only open to NMRA members and members/guests of Model Railroads of Southern California, unfortunately, he will only be open on Sunday. For those of you who are not familiar with the Railroad festival more details are available at <https://ccrf.com/index.html>. The museum's fundraiser on Sunday at the Live Steam Bitter Creek and Western is almost completely sold out. A few tickets will still be available on a first come, first serve basis at the Museum's Gift Shop.





The Crowne Plaza Hotel in Concord is now accepting room reservations for the Clear to the Coast 2020 PCR Convention at the convention rate of \$134 plus taxes, single or double. Use this link <https://book.passkey.com/gt/217581248?gtid=1bf9f94e0da801ab3b8e966e844714b8> or by phone at (925) 825-7700. While you certainly can reserve your room before registering for the convention, all the room block can sell-out. We have no intention of limiting convention registration. Why wait? The deadline for the early-bird rate of \$130 is November 30th. After that it goes to \$150. Repeat: The cost goes up if you don't register by November 30th – SO WHY WAIT?

If you have not attended a PCR Convention previously, or at least in the last five years, your rate is only \$110. So how about giving it a try in 2020? And with the \$40 savings, bring your spouse. Non-rail registration is only \$40. The non-rail fare does not include the awards banquet or PCR meeting breakfast, but does include the non-rail lunch. Registration can be done using the registration form in this issue of the *Short Line* or online on the convention website www.pcrnmra.org/conv2020.

So what do you get for the registration fee besides a buffet dinner at the awards banquet and breakfast

at the Sunday morning PCR meeting? There are clinics on modeling techniques, local railroad history, DCC, operations and layout design. You also get the opportunity to visit local home and club layouts and participate in operating sessions on some of those layouts. We'll cover those in more detail in the next issue of the *Short Line* - along with a couple of activities not final enough to discuss yet. For now let's focus on some of our other activities:

WESTERN RAILWAY MUSEUM



Our premier activity is a full day at the Western Railway Museum in Rio Vista. They are opening for us on a day they are not open to the public, and allowing access to things not available to the general public.

Highlights of the day include a visit to their archives and restoration shop which are not open to the public. With a trolley museum, obviously there will be rides. The rides will include 15 minute streetcar rides and a 50 minute ride on an interurban car. The interurban ride will be on either Sacramento Northern 1005 or 1020, cars not normally in service.

In addition to car barns one and two, which you can explore on your own, there will be a docent led tour of car barn three, which houses the museum's prize pieces. Cars in car barn three include WP 653 the car used in the movie "Harold and Maude".

Of course an all day trip needs a lunch. We'll have a catered barbecue. This trip is an extra fare of \$45 and is self-driving on Friday, May First.

Continued on page 12

CALIFORNIA CENTRAL COAST MODULAR LAYOUT



The California Central Coast Modular Club is an On30 layout. Plans are for their set-up to be configured as an H in a 25 X 35 foot space. The club will host convention attendees to run in 30 to 45 minute easy “low stress” operating sessions. Unlike traditional operating sessions, there will be minimal road time, although you could have some conflicting traffic between the yard and your switching area. Pick-ups and set-outs will be by use of a switch list. Plans are for four trains to be operating simultaneously.

Also unlike other full blown operations sessions during the convention, sign-ups will be on-site rather than weeks in advance. Considering the short duration of each run and the number available you can probably even run without advance scheduling. So stop by and run one, or more, of the switching problems.

NON-RAIL PROGRAM

Off-site events for the non-rail program are the non-rail lunch on Thursday, the Ruth Bancroft Garden on Friday and the traditional shop-hop on Saturday. At this time, the non-rail lunch is planned to be at The Old Spaghetti Factory, a group favorite from prior years. The Ruth Bancroft Garden is a world renowned 3.5 acre drought resistant garden in Walnut Creek. The assortment of plants in the garden is such that something is always in bloom. The shop-hop of fabric and quilt stores is a Saturday event that the group has

done for several years now. All off site events are self drive.

In addition to off-site events the non-rail room will be the scene of a rock painting evening on Friday led by Suzy Madsen, a frequent attendee from the Pacific Northwest Region.

COMPANY STORE

Use the company store on-line to purchase activities or merchandise you did not include with your initial registration, or stop by the physical store at the convention. Please note that Convention Shirts are only available for pre-order. The deadline for ordering shirts is March 15, 2020. Convention Cars will be available in three numbers, but in limited quantities, so you may want to pre-order your car, or cars, as well.

OTHER ITEMS

Details of Clinics, Layout Tours and Operating Sessions will be covered in the next Branch Line. If you are interested in presenting a clinic contact Richard Brennan at ctclinics@pcrnmra.org. If you are interested in opening your layout for visits or operations Mike O’Dorney at ctclayouts@pcrnmra.org or Dave Parks at ctcoperations@pcrnmra.org would love to hear from you. If you are not inclined to public speaking or don’t have a layout ready for visitors, but still want to help, please contact our volunteer coordinator Dave Connery at ctcvolunteers@pcrnmra.org.

The convention is about to start sending e-mail updates and reminders to keep you abreast of changes, but you can always see the most recent information on the convention website www.pcrnmra.org/conv2020, so check it periodically.



**FIND A 2020 CONVENTION REGISTRATION FORM
ON THE NEXT PAGE**





**CLEAR to the Coast 2020
PCR NMRA Convention**
Co-sponsor Western Railway Museum
Crowne Plaza Concord / Walnut Creek
45 John Glenn Drive, Concord, CA
April 30 – May 3, 2020
Registration Form

RETURN FORM AND PAYMENT TO:

Clear to the Coast 2020
c/o Jesse Walden
18 Hillcrest Court
Berkeley, CA 94705-2805

E-mail: ctc2020registrar@pcrnmra.org
Website: www.pcrnmra.org/conv2020

Please Print

Visit the website to pay with PayPal or credit card

Last Name		First Name		Name for Badge		
Address			City		State Zip Code + 4	
Home Phone		E-mail Address			NMRA or WRM #	
Registration Type (Please check one) <input type="checkbox"/> PCR/NMRA <input type="checkbox"/> Non-Rail <input type="checkbox"/> WRM				NMRA Region or Club Affiliation		
Available to Volunteer on <input type="checkbox"/> Thursday <input type="checkbox"/> Friday <input type="checkbox"/> Saturday Times: _____						
I can help more. Have a Volunteer Coordinator contact me <input type="checkbox"/>						
Primary Scales and Interests <input type="checkbox"/> HO <input type="checkbox"/> N <input type="checkbox"/> Z <input type="checkbox"/> S <input type="checkbox"/> O <input type="checkbox"/> G <input type="checkbox"/> Narrow Gauge <input type="checkbox"/> Other: _____						
ADDITIONAL REGISTRANT LIVING AT SAME ADDRESS (Use another form if more than one)						
Last Name		First Name		Name for Badge		
Registration Type (Please check one) <input type="checkbox"/> PCR <input type="checkbox"/> Non-Rail <input type="checkbox"/> WRM		E-Mail (if Different)			NMRA or WRM #	
Available to Volunteer on <input type="checkbox"/> Thursday <input type="checkbox"/> Friday <input type="checkbox"/> Saturday Times: _____						
I can help More. Have a Volunteer Coordinator contact me <input type="checkbox"/>						
Primary Scales and Interests <input type="checkbox"/> HO <input type="checkbox"/> N <input type="checkbox"/> Z <input type="checkbox"/> S <input type="checkbox"/> O <input type="checkbox"/> G <input type="checkbox"/> Narrow Gauge <input type="checkbox"/> Other: _____						
FARES: Please fill in Qty and Form will compute the total						
				Qty	Unit Cost	Total
Early Bird Registration Pkg. (Registration, banquet, & brkfast) (until 11/30/19; \$150 after)					130.00	
NMRA & WRM Registration ONLY (No banquet, no breakfast)					80.00	
First Timer Pkg. (PCR Members who have not registered for the past 5 conventions)					110.00	
Non-Rail or Spouse Registration (includes non-rail lunch, no banquet or breakfast)					40.00	
NMRA Awards Banquet only					70.00	
PCR Breakfast only					40.00	
Youth Registration (12-18 years or student)					40.00	
Day Fare (Banquet or breakfast not included) <input type="checkbox"/> Thurs <input type="checkbox"/> Fri <input type="checkbox"/> Sat					40.00	
Western Railway Museum Tour					45.00	
MERCHANDISE: Prices include 8.75% California sales tax where applicable.						
Convention Polo Shirt <input type="checkbox"/> S <input type="checkbox"/> M <input type="checkbox"/> L <input type="checkbox"/> XL					38.00	
Convention Polo Shirt <input type="checkbox"/> 2XL <input type="checkbox"/> 3XL <input type="checkbox"/> 4XL <input type="checkbox"/> 5XL <input type="checkbox"/> 6XL					42.00	
Convention Car (Sacramento Northern, HO-scale, 40' Boxcar kit by Accurail)					28.00	
Additional Convention Cars (Must order one car above at full price)					25.00	
Join the NMRA		9 month Rail Pass (allowed one time only)			20.00	
		Full NMRA membership			75.00	
Payment by <input type="checkbox"/> Check <input type="checkbox"/> Cash (Use website for credit card or PayPal) Make checks payable to: Pacific Coast Region of the National Model Railroad Association No Refunds After March 30, 2020 (\$5.00 deducted from all refunds)					TOTAL	

Contest Report

by Giuseppe Aymar, MMR, Manager, PCR Contest Department



“Abra Cadabra,,,econchibillion etsui matsa”... may the powers of past contest winners gather here tonight to anoint me with their wisdom and ability and lead me to the land of great modeling conquests.....and while at it, why not surprise me with a finished model worthy of, at least, Best of Show.

Ha,ha, ha...the Grand Wizard is ready to see you now and grant you every wish you desire.

Oh, I am sorry. That is indeed the world of Fairy Tales. Schuck!s!! Reality, and by that I mean every day common sense actions, says that one gets nothing from nothing, no pain no gain, no energy IN no reward OUT. In short, if we wish to have a product to bring to the model contest at the 2020 PCR Convention next spring, we had better start thinking of getting our fingers wet in glue and paint and begin the tedious yet fascinating journey of creating our masterpiece. Personally I am no exception, in that I have yet to come up with any plans, let alone an idea of

what my project will be. But it will come, hopefully sooner than later, as time marches on incessantly with no regards to deadlines. Seven months seem like a long way away. Then, all of a sudden, here it is! And by golly...”I am not done with the project”, panic sets in, ...”I wish I had started earlier and with more vigor”. Just like “A Christmas Carol” where, thanks to the Ghost of Christmas Future, we get to look at what our present actions will bring forth. We can safely envision that if we do not start planning and executing our Project now, we will be paying dire consequences. Disgraced and humiliated, stripped of any modeling ability vestiges, we will be castigated to wandering aimlessly in the darkest corners of procrastination.

So, let’s look at the bright side of this. None of the gloom and doom has to happen!!! How is that possible? SIMPLE enough! Start your project now and be done well ahead of schedule. I guarantee you will be a happy soul and the contest will award you with positive feedback and restore in you that sense of accomplishment that is so important in balancing life.

PERIOD !!!

Enjoy the journey . See you in the Contest Room.

I would like to take a few words to recognize the achievements of fellow PCR members at the just completed NMRA National Convention in Salt Lake City:

Frank Markovich, Ronnie LaTorres, Pat LaTorres, Stanley Keiser.

Frank placed first in the freight cars and caboose categories, second in non-revenue, third in caboose, received the People’s Choice Award in the caboose category, and was awarded the Bachman Innovation Award and the Bar Mills Favorite Model Award. That is enough to make your head spin!!! That’s a bounty worthy of Captain Morgan.

Pat was awarded first place B&W Print prototype photo category, third in working on the Railroad photo, second place in model structures and second in Diorama.


Ronnie was awarded third place in the structure category.

Stanley was awarded third place in the B&W print prototype category.

Congratulations to the four of you for carrying the banner of PCR at the National level. We are all proud of your achievements, for you excelled at the highest levels of the Organization!



Coast Region was well represented in the winner’s circle. Indeed, congratulations to Frank Markovich, Ronnie LaTorres, Pat LaTorres, and Stanley Keiser. Frank was kind enough to share a few photos and some thoughts and the *Branch Line* Staff was fortunate enough to have seen Ronnie’s On3 trestle at the PCR convention in Sacramento this spring. Here’s Rinnie LaTorres’ prize winning structure entry.



And a few notes and photos from Frank Markovich:

West Side Flat Car

Construction:

The model is from a kit by Foothill models. Most was assembled per instructions but there are a few variations that I want to point out. First I cut slots in the frame for the truss rods and air lines. The model instructions had these go to the beams and then stop. Then do the same on the other side. I cut these using a Dremel tool. Not only did this make them look better but they are much stronger. They are all of solid brass wire cut to shape. These had to line up with the NBW on the other side of the needle beams. I used pliers to bend the brass truss rods. I did have to add in some little pieces of styrene in the end to hold them in place. After finishing the model these are almost impossible to find. For the truss rods I made a bending jig to get them right. I did this before adding the deck.

I also added more wood grain detail into the resin decking and framing. I used a #11 blade for this. I then glued the deck to the frame with epoxy. From there I added in the brake detail using ACC or epoxy for that. I first pre-painted the detail. This model was my first attempt at a resin kit to represent wood.



Continued on page 16

Caboose #4 Westside

This is the 3rd caboose that I have built from this kit. It's a great kit and I favor building cabooses. The model is a kit but modified by me from many sources including Russ Simpson plans and information from books and field trips to Westside. I followed the kit instructions but added an interior and other details. The wood detail on the inside is made from paper. The interior was scratch built but there are some detail castings added such as the stove. The bed etc. was scratch built using scale wood. The bed is tissue paper. The number 4 on the side is a decal.





In the last issue of the *Branch Line*, we began a discussion of the requirements for Model Railroad Engineer - Electrical. Like other certificates, the full requirements for this category are available online at the NMRA website.

The essence of this AP certificate is to demonstrate your knowledge of wiring a model railroad. The required work can be done on your own layout, a club layout, or even on a friend's layout. As indicated in the last issue, the first two requirements for this AP certificate concern 1) constructing and demonstrating the basic wiring of a layout; and 2) wiring and demonstrating the electrical operation of three items such as turnout controls, slip switches, crossing, etc.

The third requirement may seem more challenging but has a number of options. Basically, you need to wire and demonstrate the electrical operation of at least three items from a list of 23 possible choices, most of which can be satisfied with the installation of commercial units. Keep in mind that many of the first items for related to traditional block control while DCC control items are further along on the list. These items include:

1. Electrical turnout position indication on a control panel or at trackside for a minimum of four turnouts. (Remember that many commercial switch machines have electrical terminals to allow you to do this easily.)
2. Track occupancy indication on a control panel or at trackside for a minimum of five blocks.
3. Cab control, making provision for the connection of at least two power supplies to a minimum of five blocks as the trains progress. (This means that your layout has at least five blocks, each of which can be controlled by one of two power supplies. The five blocks do not have to be in a row along the same stretch of track.)
4. Engine terminal, including an electrically powered turntable or transfer table, a minimum of three stall tracks, and at least two blocked storage sections for parking locomotives outside the stall area. (This means you need to have a total of five tracks (three inside an engine house or roundhouse, and two outside), that you can cut power independently to store motive power).
5. Two turnout junctions with electrical interlocking and protecting trackside signals. (This is simply a turnout with electrical protection to prevent a train from going through a turnout that is set against it. Again, the electrical terminals on a switch machine, combined with a couple of insulated rail joiners, make this a fairly easy project.)

Achievement Program -

Model Railroad Engineer - Electrical, ct'd.

By Jack Burgess, MMR, Manager, PCR Achievement Department

6. High Frequency Lighting (This is an old term for Constant Lighting.)
 7. Electronic throttle with inertia and braking provisions.
 8. Grade crossing with electrically actuated warning indication. (You don't have to design or build the circuitry for this yourself. There are a number of commercial components available that you can just wire up to meet this requirement. Or you can use commercial plans that appear in magazines from time to time. Or you can do it from scratch.)
 9. Two-way block signaling with automatic train detection for at least five blocks.
 10. Operating overhead wire, using either pantographs, trolley poles, or both for current collection.
 11. Installation of an advanced electronic and/or computer control for the model railroad.
 12. Design, installation, and operation of animated mechanical and/or electrical displays. (This doesn't have to be a huge animated display - think about small eye-catching displays like animated industries or signs.)
 13. Design, installation, and operation of mechanical and/or electrical layout lighting displays. (This means lights which illuminate the layout, as opposed to lighted things on the layout. For example, lighting which simulates the change from day to dusk to night)
 14. Installation of a command control receiver. Modifications or additions to the device's wiring are required. Installing a plug-equipped decoder into a manufactured prewired socket is not sufficient.
 15. Installation of a command control throttle buss line around a layout capable of handling at least two throttles at three or more separate locations.
- Commercially assembled complete units are not acceptable in the items below:**
16. Construction and installation of a sound system. (This does not have to be an on-board sound system, it could be an under-the-layout system.)
 17. Construction and installation of a signaling system.
 18. Development and installation of a CTC system.
 19. Installation and operation of an on-board video system.
 20. Computer generated block detection information.
 21. Hardwired or stored control program (i.e. computer) for operation of the railroad.
 22. Development and demonstration of a computer-to-railroad interface.
 23. Other: Examples of 'other' include flashing warning lights on locomotives, or end-of-train devices on cabooses, etc.

continued on page 18

Achievement Program ct'd.



These are just some of the more common electrical projects which are typical on many layouts. It is therefore easy to see that many layouts already satisfy this particular requirement. For example, most of the layouts with DCC would automatically satisfy two of the requirements in this category (Items 14 and 15).

These are just some of the more common electrical projects which are typical on many layouts. It is therefore easy to see that many layouts already satisfy this particular requirement. For example, most of the layouts with DCC would automatically satisfy two of the requirements in this category (Items 14 and 15).

The fourth and fifth requirements basically involve documentation proving that you understand what you have done to satisfy the other requirements. First, you must prepare a schematic drawing of the propulsion circuitry for the layout showing the gaps, blocks, feeders, etc. This drawing does not need to show turnout control wiring, building lights, etc. It is therefore much like the drawings included in Model Railroader magazine layout project articles which illustrate for the new modeler where gaps are required, where to connect the track power, etc. Finally, you need to also prepare a schematic drawing identifying the wiring and components used to complete the category on wiring a turnout, crossing, etc. mentioned in the last issue and the three items selected from the above list.

Once you have satisfied all of the requirements, submit a Statement of Qualifications (SOQ) which includes the required schematic drawings and describes the features that you used to satisfy the requirements. You are not judged for a Merit Award for this certificate. However, the operation of the various features must be witnessed by the AP Chairman or his/her designee. The witnesses must sign the SOQ. Send the completed SOQ to your Divisional AP representative, along with a photocopy of your NMRA membership card and you are on your way toward another certificate!

If you are interested in the AP Program or Golden Spike Program, contact me for more details. My phone number, address, and e-mail address are listed in the Call Board on Page 2.

LD/OP SIG Report



Pacific Coast Region SIG Report

by Seth Neumann

Mark your calendars, Sacramento (the CSRM) will be the venue for the 2020 Northern California PCR/SIG meet on January 24-26. We'll be following the usual format of Friday tours and Friday night no-host welcome dinner, Saturday clinics and consultation, and Sunday Operations. Please note this is not "OPSIG" OPSIG does not want their name on any event due to liability concerns. Watch this space for more details.

The Salt Lake City National Convention featured a full SIG Clinic track and an excellent Operations Program. The Pacific Coast Division was well represented at all of these events. We expect another great showing at St Louis and of course we're preparing for Santa Clara in 2021! Please contact me if you are interested in helping!

We are also in high gear on the Concord 2020 PCR convention and expect to feature a full operating program and lots of Design and Operations content as well as content from some of the electronics groups!

A large Bay Area contingent traveled to Vancouver BC and participated in the VanRail meet the weekend of September 7-9. As usual, the layouts and the hospitality were first rate! We have operations opportunities in several places around the country this fall, so let me know if you are interested in any of these opportunities!

Please contact me off line. Seth Neumann sneumann@pacbell.net





NATIONAL MODEL RAILROAD ASSOCIATION, INC ®

P.O. Box 1328
Soddy Daisy, TN 37384-1328
Phone: (423)892-2846 Email: nmrahq@nmra.org

RENEWAL NOTICE

Name:			
Address:			
City:	State/Country	Zip:	
Phone:	Birth Date:	Scale:	
Email:	Occupation:		

NMRA Membership	1 Year	2 Year	Total
Member with NMRA Magazine Subscription ~ All Rights and Benefits; includes NMRA Magazine.	\$ 75.00	\$ 150.00	
Member without NMRA Magazine Subscription ~ All Rights and Benefits; <u>does not</u> include NMRA Magazine.	\$ 47.00	\$ 94.00	
Family ~ Spouse or minor child of above member in good standing; DOES NOT include the NMRA Magazine or voting rights. Name: _____ DOB: _____	\$ 9.00	\$ 18.00	
Student ~ Anyone under 18 years or student between 19-25 years of age. All rights and benefits and includes NMRA Magazine. DOB: _____	\$ 40.00	\$ 80.00	
Sustaining ~ Mandatory for group memberships (Clubs, Associations, Businesses) All Rights and Benefits and includes NMRA Magazine.	\$ 120.00	\$ 240.00	

Total Due	NMRA Membership	\$
	Region Subscriptions	\$
	Merchandise Total	\$
	NMRA Donation	\$
	Total	\$

Credit Card No: - - - Verification Code

Expiration Date: _____

**We accept MasterCard, Visa, Discover & AMEX. US Funds Only.
Make checks payable to NMRA.**

Member	In Memoriam City, Sate	Date Joined
	Daylight	
Jim Scott	Lompoc CA	3/21/2005
	Sierra	
Dan Mahoney	Sacramento, CA	5/26/2000
	Redwood Empire	
Russell Clover (Life Member)	Rohnert Park, CA	1/1/1953
	Coast	
Leon Buckner	Alameda, CA	1/1/1965

Distribution Changes Have Come To The *Branch Line*

This is the last issue to be printed and mailed.

Hereafter, the **Branch Line** will only be available electronically. As always, you can find the Branch Line at the PCR website, <http://www.pcrnmra.org/>

And also as usual, you will be notified by email that the Branch Line has been posted there.

Additionally, we will be emailing directly to all PCR members with a valid email address, so be sure your contact information is current with National. See page 7 for the link. No computer? No email? May we suggest you visit the local public library where internet access is available.

Welcome Aboard ! PCR's Newest Members

Member Joined	City, Sate	Date
	Daylight	
Roger Creasyt	Madera CA	8//2019
Steve Gersch	Paso Robles CA	5/24/2019
	Coast	
Michael Laccabue	Hayward CA	6/4/2019
Larry Osorio	Antioch CA	8/25/2019
	Sierra	
Brian Fraser	Redding CA	6/4/2019
Carlos Miro	Sacramento CA	6/4/2019
Louis Hatton	Penn Valley CA	6/102019
Brandon Melconian	Granite Bay CA	6/12/2019
Dock Patton	Grass Valley CA	7/19/2019
David Leamon	Modesto CA	8/19/2019





The Answers Are Out There

Big Benefits From A Small Structure By Robert Pethoud

Industries which warrant rail service generally range in size from expansive to ginormous. However, there is one lineside traffic generator which has minimum physical presence, and has an added advantage that nearly any type of freight car can logically be

spotted there: the team track. This is a track that serves all of the industries in an area which don't have dedicated spurs of their own. The name comes from the team of horses which, back in the day, pulled the freight wagons used to haul shipments between any given industry and the railroad.

A team track can be as simple as a spur flanked by relatively level ground where boxcars, flat cars, gondolas, and other freight cars can be loaded and unloaded—no structure required. A simple wooden or concrete loading dock and/or ramp can aid the process and, on a layout, add visual appeal to a scale model. A more elaborate, but still tiny, structure which can interest viewers even more is an overhead crane or stiff-leg derrick.

I've long had a soft spot in my heart for stiff-leg derricks and I scratch-built an HO scale model of one several years ago for a friend's layout. I constructed my now-aging model using only the limited data I could find at the time. Here are some sources of information:

- ***How to Build Model Railroads and Equipment***, by Barton K. Davis, Crown Publishers, Inc., New York, 1956, pp. 160-163, with scale drawing on p. 162
- ***Southern Pacific Depots In California***, Vol. 1, by Stephen M. Hayes, Hayes Publishing, P.O. Box 1083, Soulsbyville, CA 95372, 2010, photo of Waterford depot on p. 11
- ***Alexander Scale Stiff-leg Derrick***, HO scale kit no. 7514, still available from Walthers (120-7514), scale drawing on instruction sheet

The photos I found left many questions without clear answers, such as overall height, the angle to the ground of each diagonal member, angle on the ground between the diagonal members, the orientation of the derrick to the track it serves, and the cross section of the timbers. The scale drawings I found provided conflicting answers to these questions and did not reference the prototypes on which they were based, so I didn't know how much to trust them.

That said, you can imagine my delight when I recently noticed an existing stiff-leg derrick as I drove past it in northern Cali-

fornia. I've driven that route numerous times in the last several years and I can't explain why I never noticed this derrick before, unless it was obscured by trees. Just across the tracks from the old Yreka Western depot in Yreka stands the magnificent rusting hulk shown in the photo.



Disused for decades, it still appears to be nearly complete and answered those questions above, which my other sources had left ambiguous. I stopped there twice, once in the late afternoon and once in the morning, took some photos, and made some measurements with tape measure and trundle wheel. Here, then, are the answers to those questions for this one prototype:

- How tall: Vertical timber is about 30 feet high
- Elevation angle of diagonal members: 45 degrees
- Angle on the ground between diagonal members: 90 degrees
- Orientation to the track: One diagonal member is parallel to the track, the other perpendicular to it
- Timber cross section: 12.5 inches x 12.5 inches

This data plus the numerous photos I took should be enough to create a credible scale model of this historic structure. Despite its small size and simple design, the pulleys, cables, gears, and other fittings promise to make this a challenging scratch-building project. If I can complete it, I expect the HO version to stand proudly beside many more freight cars in the next several years than the prototype is likely to.

The moral of the story: take measuring devices with you at all times—you never know when or where you may spot an appealing structure worth modeling. If it's far from home, you may not get another chance to gather the data needed to construct an accurate model. Until next time, email comments and questions to me at pethoud@comcast.net



Tales of the Santa Cruz Northern

By: Jim Providenza

Hey We're Just Guys...

... .. we don't need no stinkin' instructions. Right.

So, picture this. We have a bunch of car kits to assemble. They are all models of the one of two prototype cars – maybe 60 cars all told. The manufacturer, Accurail, has provided us with decals to renumber their two stock models so that we can relatively painlessly have the two groups of cars range throughout the appropriate prototype number series. The kits themselves are simple to assemble, pretty much shake the box. I mean, what could possibly go wrong here? Right!

While these Accurail kits might be simple to build, it is also a very nice representation of their prototypes. As a company they do good work. But working to a layout standard we needed to make a few changes. We replaced the plastic wheelsets with metal ones by Intermountain and installed Kadee No. 5 couplers. Other than that, the cars were simple to assemble. So simple that we didn't even bother to look over the single page instructions. I mean, why bother? We all have had decades of experience assembling such kits.

While these Accurail kits might be simple to build, it is also a very nice representation of their prototypes. As a company they do good work. But working to a layout standard we needed to make a few changes. We replaced the plastic wheelsets with metal ones by Intermountain and installed Kadee No. 5 couplers. Other than that, the cars were simple to assemble. So simple that we didn't even bother to look over the single page instructions. I mean, why bother? We all have had decades of experience assembling such kits.

Except, well, we kept having problems. We jump in with both feet (six hands?) working on the first group of cars. And, try as we might, we cannot get the brake gear (brake cylinder, reservoir, AB valve) to fit easily onto the underframe. The fit was too tight. There wasn't enough clearance between the center sills and parts. Our fingers were too fat and tools too large it seemed.

We scratched out heads, consulted with each other, said some words we didn't learn from our mothers, tried some more. More frustration. I mean, each of the three parts has a mounting post. Each post is a different diameter and molded in a 'D' shape so that you can only mount the [name your part, you get three choices] in one hole and in one orientation. Sigh... I finally resorted to trimming, and then trimming off the keyed posts meant to locate and secure the parts in the right places and correct orientation (yeah I know, I mentioned that already, didn't I) and gluing the parts directly onto the underframe.

Now remember, we are working with two groups of kits. As it happens the first group of kits we worked on had needed a bit of repainting to remove an anachronistic herald from the car sides. To help protect the cast on stirrup steps while we airbrushed out the herald we installed the center sills into the underframe and fit the underframe to the shell. Easy, right? Accurail even designed the center sills and underframe with an offset tab / slot arrangement to make sure we put the correct sill on the correct side of the car. It is so well done that you don't even need the instructions to get it right. Fool proof. Yeah...

Well eventually, accompanied by more puzzlement and a bit (!) more muttering, we got a dozen and a half



Continued on page 23

half of the first group of cars assembled, checked for wheel gauge, coupler height and smooth operation and the trucks adjusted for a three point suspension. Decals and weathering applied, they were given a road test over the layout and declared ready for service.

And we decided to switch to the second group of cars to add some variety / balance to the home road fleet. These cars were completely unassembled.

And so, I opened a box, took out the shell, sprues, poly bags, car weight... and the instruction sheet. I almost just threw the instruction sheet away. But these cars are modeled with vertical brake staffs and the brass rod for the brake staff is nicely taped to the instruction sheet to keep it from 'going on holiday'. I decided to install the brake staff on the car body so the glue would set up while I assembled the underframe. As I am using a No. 11 blade, slitting the tape along the length of the brass rod to release it, I happened to actually look at written portion of the instructions. All two lines of them.

TWO LINES! I'll paraphrase them here (you can look at them in the accompanying photo, I can't bear to).

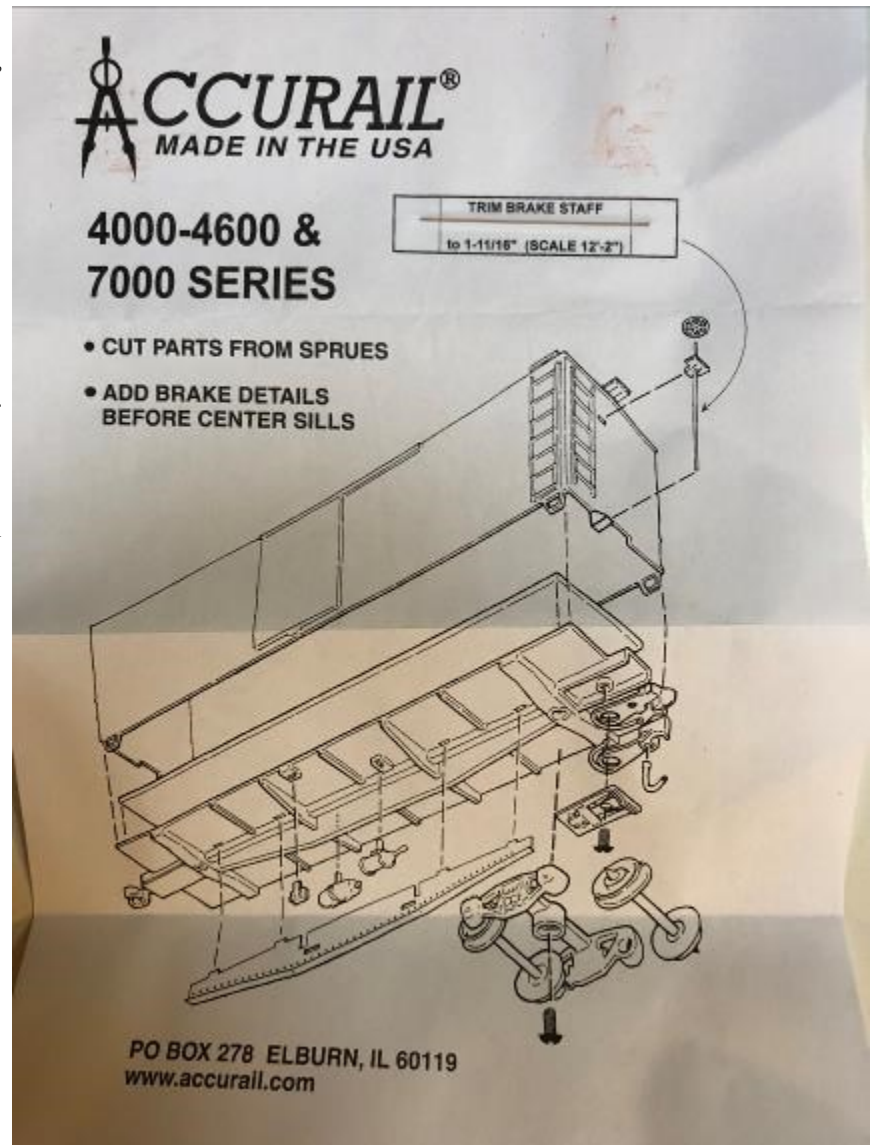
1. Don't twist the detail parts off the sprues! Use a hobby knife or sprue cutter.

Well, a DUH, I learned this back when I was what, 12? Still, good to know if you've never assembled such a kit before. And,

2. INSTALL THE BRAKE GEAR BEFORE YOU INSTALL THE CENTER SILL... ..

Okay, all together now, (carefully, so you don't hurt yourself) take a deep breath. Close your eyes, grit your teeth and whack yourself upside the head.

Yeah, we're all (mostly) guys here.



(Editor's Note: The first line of the instruction sheet is usually, "Read These Instructions Entirely Before You Begin Assembly". As Jim notes, most of us never read that first line either!)



Looking Back

by Dave Connery, MMR, PCR Historian Voices – An Interview with Ray deBlieck

Looking Back



Ray was born in Australia but his family moved to the US when he was a small child and he grew up in Rochester, New York. Ray got his start in model railroading, like most of us, with a Lionel train set for Christmas about the age of 5 and a second set at 6 to expand the Lionel empire of Ray and his brother. At the time, they lived in an apartment with a window overlooking the New York Central mainline. Ray was there through his Freshman year in High School, when a family move to Alameda brought Ray to California. During High School Ray's older brother bought a motorcycle from another boy in town who turned out to be Ed Slintak, who became a High School friend of Ray's and they have stayed good friends ever since. Ed also remains very active in model mailroading at the local and national level.

Ray went through a period of great interest in cars, girls and other things most guys pass through. At about 20 he was in a hobby shop and heard others talking about things like Day-light paint schemes and other aspects of western railroading new to him. He became interested, and that was Ray's start in scale model railroading. His first adult layout was an HO loop of track with mostly Tyco and Blue-box Athearn equipment, but Ray soon became interested in N scale and has built four layouts. The most recent one was a 27' X 22' N scale empire in his current garage. Ray and his wife Chris have a lovely home in Alameda. They have lived there since 1983 and it is where they raised their three kids; Courtney, Melanie and Alex. Ray let on he has started work on a new layout in the basement. Ray joined the East Bay Model Engineers about 1980 but by that time, he was already a member of NMRA. When he joined, he was not aware of Divisions or Regions but had read about the NMRA blue binder of Data Sheets available as a new member and that interested him.

Ray attended the NMRA National Convention in 1981 in San Mateo. He learned about the Coast Division when he heard guys at the club were raving about the Coast Auction. He attended his first PCR Convention in 1983 at the LeBaron Hotel in San Jose with Ed Slintak. That was the last convention before the split between the Pacific Southwest Region and Pacific Coast Region. Ray enjoyed the fellowship and has missed only three PCR conventions since then. Ray heard a member complaining about some minor item at a convention and thought, "I can do something better" and so he volunteered to work on his first convention in 1987 and found he enjoyed being involved in the activity and the participation very rewarding. His interest in model railroad conventions and operating sessions has caused him to spend a lot of time away from home over the years.

During this time Ray met Jack Wall and they became close personal friends. Jack was looking for someone to take the job of Convention Department Chair for PCR. Ray had worked on the '87 convention and, when asked, agreed to take the job. He found it really clicked with him.

Ray talked to the members at the East Bay Club about sponsoring a convention. In order to get them to say yes, Ray had to agree to serve as Convention Chairman, a scary idea initially. It worked out the 1990 "90 on the High Iron" convention came out in the black and Ray got to meet and work with many PCR members in a variety of roles. As Convention manager he worked with each host committee and got to know a lot of members through these conventions. Ray has been involved in almost all the PCR conventions since then and his interest in conventions has led to many other functions at the Region and National level.

Ray's involvement in the National organization grew out of the 1990 PCR convention (which his buddy Ed Slintak was also involved with). At that time, coming up on the horizon in 1994, was PCR's 50th Anniversary. PCR was organized and chartered in 1944 and Ray had become aware of the history by this time. Ray felt obligated to chair a region sponsored 50th Anniversary convention. He pulled together a top-notch team for this convention. To a great extent, this team became the basis for the 2000 NMRA convention. It was during the 1994 convention, while sitting at the bar one night kibitzing, that someone asked, "What next?" after such a successful 50th Anniversary regional Convention. Ray suggested doing a National convention and that was the start for 2000. PCR won the bid for the 2000 convention during the NMRA BOD Meeting in Atlanta in 1995. From that point on it was a focused endeavor - but those days exposed the politics in action at the national level. The 2000 NMRA National Convention held in San Jose was a great success with Ray as General Chairman and an excellent committee. Over 2,400 attended the convention. The banquet, held on the USS Hornet Aircraft Carrier in Alameda, had 1,170 in attendance, a point of pride with Ray.

Ray was on the PCR Board as Coast Director from 1992 until 1996 and served as PCR President from 1999 to 2003. He served as Trustee on the NMRA Board from 2001 to 2005. He then served a 2-year term as an NMRA Director, leaving the NMRA Board in 2007. During this time Ray was a member of the Long Range Planning Committee headed by Charlie Getz. This included a re-write of the By-Laws

Continued on page 25

Looking Back ct'd.

(Regulations) and resulted in the establishment of the “Single Membership Concept”. It brought all Regions into compliance on membership issues but required several years of considerably intense work. Ray was then involved in implementing these changes. He feels, overall, they have improved the NMRA.

Ray remembers the idea of the 2011 National Convention came when someone suggested that after the successful 2000 National, mostly the same group could do it again. At the time, NMRA was attempting to take over a number of the functions of the Convention, most notably the registration process and all contracts in addition to the National Train Show, which the National has long operated. Ray thinks the National Convention Chair was attempting to turn the convention into more of an annual professional meeting for the hobby. This was the way it was done for a number of years starting in 2006 in Philadelphia. This group indicated they would like to return to California to either Sacramento or San Jose. Ray said he would organize it in Sacramento and so that was it. The committee was built based heavily on the 2000 committee with a few new faces and a lot of experience on what worked and how to get it done. The 2011 NMRA convention was another successful event. Ray has served as National Convention Manager from the end of 2011 to the present.

Ray took a turn at working in the hobby when he established Digital Bay in 1998, a company providing sales and service of DCC products. This was very interesting and rewarding for Ray, who had been a strong advocate of DCC, but the business did not turn out to be a big financial success. The business took a great deal of time and energy. Life became all hobby with the time between PCR, NMRA and Digital Bay. Ray does not know why anyone would want to get involved in the business aspect of their hobby.

One aspect of model railroading that has become a very important part of Ray’s interest is operations. Ray first got involved in operations in the late 1990s. Since then has had the opportunity to operate on a great many layouts, both in the Bay Area and throughout the country. As a result, he has formed a great many friends and they have all turned out to be great people. A number of years ago Ray was talking with Jack Wall, who was deeply involved in membership recruiting within NMRA. They agreed that the number one reason to be an NMRA member was the friendships you develop but Jack noted you could not sell “friendship” when you are trying to recruit a new member.

Ray has chaired two PCR conventions and is leading his third NMRA Convention, which will be held in Santa Clara in 2021. He is concerned about getting enough local people to volunteer to help. Although a number of members who worked on the 2000 and 2011 conventions have “signed on”, many members are finding age is inhibiting their ability to take on functions. Ray is concerned some members don’t understand the role of the 21st Century Limited Corporation. It was originally developed in preparation for the 2000 NMRA Convention to shield PCR from any liability if things did not work out and provide appropriate protection to those involved in the planning and execution of the convention. Since the corporation still existed when work first

began on the 2011 convention the same corporation was used again. It is being used for a third time for the 2021 convention. These conventions typically involve signing contracts for over a million dollars. Having a separate corporation removes the worry of taking risks and provides a cushion to allow the committee to move forward with confidence. Both conventions to date have produced surpluses and the 21st Century Limited Corporation has used this fund to support several specific “capital” projects such as the purchase of John Allen Awards, some projectors and PCR promotional brochures. They have looked at several possible projects including the development of a West Coast edition of the Operations Road Show layout that is headquartered in the mid-west. It provides Time Table and Train Order experience on a large layout that is portable. After studying this opportunity, it was determined there needs to be a place for the layout to be permanently set up between operating events so all layout functions remain working and in good maintenance and repair. This project is still a possibility if the right space should come available! Ray thinks that with the experience gained from 2000 and 2011 the 2021 Convention will run smoothly with a growing reliance on electronics and communications to reduce the need for meetings. He remains concerned they need to find more volunteers to handle a number of key jobs.

Ray feels one of the encouraging things in the hobby is that modelers have pushed for, and manufacturers have responded to, is the movement toward ever greater prototype accuracy. A price of this fidelity is the increasing fragility of parts. Also, electronics are becoming an increasingly important part of most layouts and providing greater operating fidelity. It is also important for the organization to stay focused on the fact that people are in the hobby to meet their personal needs, to find a relaxing diversion from everyday life and to excel at something. Bottom line, Ray especially enjoys all the friendships he has developed all throughout the country and world.

From all of the above it should be clear Ray has an abiding love of our organization and has had a huge affectct on many aspects of this organization, especially our conventions. Ray’s efforts have not gone unnoticed. He was the Coast Member of the Year in 2003, received the PCR Presidents Award in 1991 and John Allen Award in 1995. He was given the NMRA Presidents Award in 2005 and the NMRA Meritorious Service Award in 2014. For more than a decade Ray has also served as PCR’s Honors Chairman – coordinating our program of recognizing members contributions to the organization and the hobby.





Hello, I Must Be Going ...

Not the Phil Collins song, but the original and irreplaceable Groucho's version. Anyone under about 50 can Google it and see what I mean:

Hello, I must be going,

I cannot stay, I came to say I must be going

I'm glad I came but just the same I must be going ...

In the space of a few weeks earlier this summer my wife became ill. Not just a little flu bug. She is suffering from a nerve disease in the family of Parkinson's. This means that my time budget for any given day, week, month, etc., has changed. One thing that has to change is my activity with Coast Division. I'm going to have to step down as Superintendent effective the September Coast Division meet. I'll try to continue working as a 2020 Convention co-chair with Chris and Earl, and hope to see that through to a good finish. But the Sup's job was one thing that had to change.

As I mentioned in the last Coast Dispatcher issue, thanks to all of the folks who have done the many things that have to happen for a Division (and a Region) to function. Far too many to thank here, but if you're reading this you're probably one of those folks. It's been a lot of fun working with all of you, whether we've seen eye to eye on everything or not. No exceptions, thank you all.

After announcing this at our Board of Operations meeting recently Dave Connery explained what happens next. At the following meet, September 22nd at the Elks, an election will be held for a successor. Please contact Dave if you're a Coast member and would like a shot at this busy but rewarding job.

With Kathy's illness her ability to live comfortably in a 2 story house has gone away. We've signed the papers to move to Santa Rosa, close to her sister. It's a nice single story home with a California oddity – a finished basement !!! Not a huge one, but still. So as time permits good things will be happening down there. And I'll get to check out more of the RED meets.

On to a quick review of the June meet. I'll poach most of the words from the recent Dispatcher. Some of this is second hand as I had to leave the June meet early, but as right as I can get it.

Clinics: Before the business meeting two excellent clinics were presented by Earl Girvan and Ray Davis. Earl presented a follow-on to his earlier LED clinic, with good new techniques that we've come to expect from him. Very informative and well received. Ray has been working with a Circuit machine, used in other hobbies to cut out multiple copies of shaped materials. Any railroad applications there? You bet. Lots of great ideas and thoughts from a well presented topic.

Looking forward to September we have a different clinic approach planned. We are going to try mini-clinics. There will be several shorter clinics rotating the audience past tables set up for each. This is a test run for a similar format being planned for the 2020 PCR convention. We're a little short on space to have folks be able to repeat one or more clinics if they like, but that's the future plan. If you have something that can be presented in a short time but don't want to stretch it to a full hour, give it a try. Rich Brennan is our clinic lead and he'll be happy to hear from you, if not for September then perhaps the upcoming PCR.

Convention Updates: Diamond Rails Forever in Sacramento was a success. Extended coverage throughout this issue. Great clinics as you might imagine. Lots of tours and operating sessions. I sat in with the Sacramento Modular group for their evening ops session at the convention site. When you consider that every layout variation that is made changes the operating scenario, this session was a pretty good trick pulled off very well. Jim Collins and his team get top marks for hosting a fun weekend. Awards included Pete Birdsong as Member of the Year for Coast Division, and Pat LaTorres receiving the John Allen Award.

Planning continues on the 2020 convention in Concord. The host site will be the Crowne Plaza Hotel. The committee membership is pretty well filled with energetic and professional Coast Division members. We just have to get everyone back from summer and pointed in the right direction !!! It should be a good one. Dates are April 30 through May 3, 2020. The web site is up and running, so make your plans soon and be there.

So the next Sup't report will be from a different keyboard. Thanks again everyone. 'Wish it could have lasted a little longer.

Cheers, Doug



Redwood Empire Division

Redwood Empire Division Report

By Steve Skold



The RED summer picnic was held at the Annual Power Up event at the Power and Implement Museum in Penngrove. A great time was had viewing both operating and non-operating equipment. Operating engines included Fairbanks Morse diesel engines and a newly renovated 1913 New Huber steam tractor. The big star was the Pratt and Whitney R 4360 radial aircraft engine used on the short-lived B-36 bomber. It had 6 radial engines and 4 jet engines and was the transition plane between the B-29 and the B-52. I remember seeing them do touch and goes at Moffitt Field in the early 50's.

I did not make it to the NMRA National Convention in Salt Lake City but instead just got back from the National Narrow Gauge Convention in Sacramento. It was hot as was to be expected but very enjoyable. There were a number of great narrow gauge layouts available to tour. As they always do, layout tours were held in the afternoon when it is light enough to find the addresses.

We lost one of our founding members in July. Russ Clover passed away at the age of 93. Many remember him as the owner of Clover House Products that he ran out of his basement in Sebastopol. Russ helped found the Redwood Empire Division and was very active for many years. He was a US Navy Veteran of WW II and Korea.

Our next Division meeting will be at Monroe Hall in Santa Rosa on November 16. Doors open at 10 AM and the meeting starts at 11 AM with a break for lunch at 12:30. Details will be in the Callboard about three weeks before the meeting.

This is my last year as Director. We are looking for someone to take over starting next May and nominations need to be into PCR by the first of December. May I be the first to wish you a Happy Thanksgiving and Merry Christmas and a Happy New Year.



Daylight Division

Daylight Division Report

by Doug Wagner



Saturday, July 27th was a great day to be in the Santa Barbara/Goleta area. Why? Because that was the day for the Daylight Division's Summer Meet - that's why!

The meet, organized by Bruce Morden, was held at the Goleta Depot and 21 Daylight Division members were in attendance when the meet began promptly at 10:00 AM. The meet started out with a "Chat with the Prez" with Pacific Coast Region President, Chris Palermo. Chris updated the members on what was going on with the NMRA and PCR and each of its divisions.



Chris Palermo With Doug Wagner and the President's Service Award

Next up on the agenda was a presentation by John Ryan. John gave a very informative presentation on what it takes to keep the museum's 7-1/2" gauge railroad operational. John explained the tools and supplies required to keep the railroad running each week for the museum's visitors.

The next presentation was given by Santa Barbara Railroad Museum docents, Dave Eldridge and David Kuehn. Dave and David gave detailed information on what went into the construction of the Goleta Depot's HO scale display layout and what it takes to keep it operational. Later on, after the conclusion of the meet, they both gave a tour of the museum's HO display layout and the progress being made on the layout and the research into what went to develop the layout into what it is today.

The final presentation was given by Daylight Division Superintendent, Neil Fernbaugh, and by the meet organizer, Bruce Morden.

They presented how to model Eucalyptus and Citrus trees. Neil should know, as he grows citrus in the Visalia area! Members were given an opportunity to have a hands-on technique to attempt to make eucalyptus trees. Yours's truly attempted and did a reasonable job on creating a Eucalyptus tree.

At the conclusion of the 3 presentations, we got the official business out of the way and held the



Neil Fernbaugh Creates Eucalyptus Trees

Continued on page 28

Daylight Division ct'd.



Dana Driskell's Los Angeles & Salt Lake

Daylight Division's White Elephant Auction. After the White Elephant Auction, it was time to look around the museum and be on our merry way to visit the local layouts that were on tour. Layouts on tour were the Museum's HO display layout, which depicts a very well detailed downtown Santa Barbara and depot. We also took part in a ride around the Goleta Shortline, the 7-1/2" gauge railroad around the museum's right away. After departing the museum, the first layout we arrived at was Dana Driskell's N scale Los Angeles and Salt Lake Railroad. Dana has done many revisions to his layout, and this was only the latest (I can't even get my first version of a layout built!).

Next on the layout tour agenda was to drop by California Hobbies, to spend some of our hard-earned income and browse

around the shop and watch the N scale trains run around the layout on display there. The next two layouts on tour were ones that we have never seen. Next up, was Rick Cremeen's layout G and HO scale layouts. Talk about the ultimate Man-Cave! (see photos) Not only does Rick have an assortment of G and HO scale stuff, but you ought to check out his prototype stuff, too!



Milton Sans Soucie, Rick Creemen and Mike O'Brien with Rick's G Scale Layout

Before we headed back home to Bakersfield, the last layout on the tour was David Kuehn's HO scale layout. David is also a docent at the Santa Barbara Railroad Museum. David has a unique way of operations. He and another modeler operate between their two layouts by having a yard that are on both layouts so they can shuttle identical rolling stock which they have on their respective layouts. They can be sorted spotted at industries on each other's layouts.

After David gave us the nickel tour, it was time to head back to Bakersfield, and looking forward to the next Daylight Division get together.



From Rick Creemen's collection. Notice the spelling of "freight". Obviously there were no spell-checkers in 1944!

Just to let you folks know, we do have fun at the Daylight Division Events and really enjoy ourselves. If you have not been to one recently, please consider joining us for the next one. Be sure to visit the Daylight Division's web site at <http://pcrnmra.org/daylight/>



Sierra Division Report by Chip Meriam

August 10 was the date for the summer meet of the Sierra Division, PCR-NMRA. The meet followed a familiar format with a brief business meeting followed by model and photo contest judging and a show-and-tell session where we had several interesting presentations. The show-and-tell is proving to be a popular segment of our meets lately and our thanks go to the Redwood Empire Division for sharing the idea and to Dave Bayless for overseeing it. As usual, the modeling and photo contest winners were announced and we held the door prize drawing at the end of the morning session. The photo contest (Track & Structures) winners were Joan Giacomelli with First Place, Walt Schedler with Second Place, and Ben Hughes & Tom Van Horn tied for Third Place. The model contest (Structures Built During The Last Six Months) winners were Walt Schedler with First Place, Ben Hughes with Second Place, and Michaels Eldridge with Third Place.



We Had A Full House At The Fair Oaks Library



Dick Witzens With A Whimsical Rendition Of His Circus Train

Continued on page 29

Sierra Division, ct'd.



Dan Moody. Our Chef For The Day

After the morning session in Fair Oaks, we drove the short distance to Hagen Park Rancho Cordova, home of the Sacramento Valley Live Steamers. As the Live Steamers prepared for our visit, we had an excellent quality barbecue lunch consisting of Mesquite Grilled Chicken, Tri-Tip, and several side dishes including, but not limited to, ranch-style beans and potato salad. This all prepared by fellow member Dan Moody.

As lunch was wrapping up, the steam trains began their first trips with Sierra Division members aboard. There was also a G- Scale loop set up with several interesting locomotives including a Shay side-g geared logging engine.



G Scale Shay Chugging Around The Loop

The trains took several round-trip excursions across the vast campus of the Live Steam park. Everyone has a chance to ride at least once. A good time was had by all.

Our express thanks to the Sacramento Valley Live Steamers and, especially, their president, Andy Berchielli.



Dave Bayless Offers Professional Advice To One Of Our Host Hog Heads As Ben Hughes And Ed Powell Look On



Joan Giacomelli Poses With Her First Place Photo Entry. (This was here first - ever contest entry!)



First Group Out After Lunch



PCR is Celebrating 75 Years

The Pacific Coast Region was formed in 1944, as the first region in the NMRA. This year we are 75 years old, the first Region in the NMRA to reach this milestone. If you have any ideas on how we should celebrate this milestone please share them with the PCR Historian, Dave Connery at dgconnery@sbcglobal.net. We will only be 75 once!

October 4 – 6, 2019 - [Central Coast Railroad Festival](#), San Luis Obispo and Northern Santa Barbara Counties, CA., Hosted by [San Luis Obispo Railroad Museum](#), 1940 Santa Barbara Avenue, San Luis Obispo, CA. [MAP](#)

October 12, 2019 Sierra Division Meet—Chico, CA Time and venue to be announced. chipmeriam@comcast.net

October 6, 2019 - 10:00 am to 4:00 pm, [Just Trains Annual Open House](#), 5650 Imhoff Dr, Suite H, Concord, CA. [Map](#) Free for the entire family! Come to the Just Trains Open House where you can see and learn why Model Railroading is the World's Greatest Hobby and why there can be something for everyone to enjoy. We will fill the parking lot with operating model railways and manufacturers' displays. In the store will be free food, special sales and a chance for everyone to win door prizes. See the [website](#) for the manufacturers and service representatives that will be in attendance. The list of participating organizations is also shown. Check out the slide show of a previous open house. For more information, call (925) 685-6566 or e-mail info@just-trains.com.

For more details on these events go to the Calendar at the PCR web site.

For a list of monthly activities see page 32

October 12, 2019 - [Sierra Division](#) Fall Meet. Chico, CA. • Time and venue to be announced. Save the date! Two layout visits in the morning plus a visit with WP Memorabilia collector and historian, Loren Dunlap. Afternoon meeting at Round Table Pizza on Mangrove Avenue begins at 12:00. Contact Chip Meriam for information. 530 899 2609 chipmeriam@comcast.net

October 12, 2019 - 1:00 to 4:00 pm, Fall 2019 Train Club Open House, [West Bay Model Railroad Association](#), Menlo Park Caltrain Station, 1090 Merrill Street, Menlo Park, CA. [MAP](#) Watch trains run on our scenic two-level layout while club members answer your questions. Call (650) 322-0685 for more information. Donations are **greatly** appreciated.

October 12 & 13, 2019 - 10:00 am to 4:00 pm, Fall Train Show, [Black Diamond Lines Model Railroad Club](#), 425 Fulton Shipyard Rd, Antioch, CA. [MAP FLYER](#) Fares: - Adults: \$3.00 - Seniors (60+): \$2.00 - Children (6-12): \$2.00 - Children under 6: Free Info: info@blackdiamondlines.com

October 12 & 13, 2019 - 10:00 am to 4:00 pm, Model Railroad Open House, [Carquinez Model Railroad Society](#), 645 Loring Ave (across from C&H Sugar), Crockett, CA. ([MAP](#)) Visit the Carquinez Model Railroad Society's HO scale three level 36'x60' model railroad depicting the Southern Pacific/Union Pacific railroad as it traverses California from Oakland, California to Sparks, NV through the picturesque East Bay before climbing through the dramatic scenery of the Sierra Nevada mountains, to Sparks, NV. Admission is \$5.00 for adults, under 16 free when accompanied by an adult.

November 2 & 3, 2019 - Saturday: 10:00 am to 5:00 pm; Sunday: 10:00 am to 4:00 pm, Fall Train Show and Open House, [South Bay Historical Railroad Society](#), Santa Clara [Caltrain](#) Station, Santa Clara, CA. (408) 243-3969. • [MAP](#) Admission: \$5 all persons 18 and over. Children Free. Online registration opens October 1st. Two museum-quality model railroad displays, running multiple trains (HO- and N-scale). Enjoy our museum of real railroad artifacts. The historic Santa Clara tower is a great place to spot a real train whiz by. Come view the 1912 Pullman business car and imagine 1st class travel back in the day! Check out our used items for sale at the Company Store. Live Blue Grass music by Santa Clara Valley Fiddlers Association on Saturday from 12:00 - 3:00 pm. Come on by and talk railroading with fellow railfans and SBHRS members. Come see one of the best railroad libraries in Northern California. All-Day Lunch Counter

November 16, 2019 - 11:00 am to 4:00 pm, [Redwood Empire Division](#) Fall Meet, Monroe Hall, 1400 West College Ave, Santa Rosa, CA. [Map](#)

December 7, 2019 - 6:00 pm to 9:00 pm, Holiday Train Open House, [South Bay Historical Railroad Society](#), Santa Clara [Caltrain](#) Station, 1005 Railroad Ave, Santa Clara. The Museum and Model Train Layouts will be open before and after the arrival of the [Caltrain Holiday Train](#) about 8:10 PM. See the [schedule](#) for other station stops. Come see the dazzling show train, with more than 70,000 glittering lights, as it stops at Santa Clara for a performance by holiday characters and, of course, Santa! Also, you are encouraged to bring an unwrapped toy for a child in need and put it in the toy donation barrels at the station. The toys are distributed after the event by The Salvation Army and Toys for Tots. Last year, the event brought together over 35,000 Bay Area residents and collected over 3,000 toys.

December 7 & 8, 2019 - 10:00 am to 4:00 pm, Model Railroad Open House, [Carquinez Model Railroad Society](#), 645 Loring Ave (across from C&H Sugar), Crockett, CA. ([MAP](#)) Visit the Carquinez Model Railroad Society's HO scale three level 36'x60' model railroad depicting the Southern Pacific/Union Pacific railroad as it traverses California from Oakland, California to Sparks, NV through the picturesque East Bay before climbing through the dramatic scenery of the Sierra Nevada mountains, to Sparks, NV. Admission is \$5.00 for adults, under 16 free when accompanied by an adult.

December 7 & 8, 2019 - Saturday: 10:00 am to 5:00 PM; Sunday: 10:00 am to 3:00 pm, [42nd Annual Train Show](#), Stanislaus County Fairgrounds, 900 N Broadway, Turlock, CA. • [MAP](#) For more information on vendor tables, call Vern Cowan (714) 686-7165 or e-mail f3santafevern@gmail.com.

Continued on page 31

Calendar

December 7-8, 2019 - Saturday 1-4pm, Sunday 1-8pm. West Bay Model RR Holiday Train Show. HO trains running on 2-level DCC layout designed for operations. Staging, yards, terminals, industries, scenery, landscaping and hand-painted backdrops all now 100% complete. Visitors and potential members welcome. Donations greatly appreciated. Located a few hundred feet south of the Menlo Park Caltrain station, in the former baggage building, at 1090 Merrill St. , between the station and Ravenswood Ave. For more information, visit wbmrra.ning.com and [facebook.com/wbmrra](https://www.facebook.com/wbmrra). Or leave a voice message at 650-322-0685, or contact Lou Cartalano at 650-964-5603

For more details on these events go to the Calendar at the PCR web site. For a list of monthly activities see page 32 email cartalano@sbcglobal.net.

For more details on these events go to the Calendar at the PCR web site.

For a list of monthly activities see page 32

December 8, 2019 - 9:00 am to 5:00 pm, The Quarterly NMRA Coast Division Meet - a FREE Model Railroading Event,, 1001 Davis Street, San Leandro, CA. (at SF Bay Area Council Office of Boy Scouts of America) [MAP](#) See

railroad models and photos. Meet their Makers! Bring YOUR models to share! Enjoy workshops and roundtable discussions: Get your questions answered and problems solved. Enjoy John Allen's TimeSaver Switching Puzzle! Win a door prize? Large auction of modeling stuff.

Driving: Exit Davis Street from Highway 880, 0.6 mi east to 1001 Davis on right.

BART: Exit San Leandro Station, walk 0.3 mi west on Davis St to SW corner of Davis at Orchard Ave, across from Thrasher Park. [Click here to download Flyer](#) with descriptions, schedule and driving directions.

2020 Events

January 24 – 26, 2020 – Bay Area Layout Design & Operations Weekend, Sponsored by [Pacific Coast Region-NMRA](#) and [Layout Design SIG](#). The meet and all three days of layout tours are open to ALL, regardless of affiliation or membership. NMRA, PCR, LDSIG, or any other SIG membership is NOT required! If you can't join us for the entire meet, at least come out and enjoy some truly wonderful layouts. More information will be posted in the latter months of 2019. Save the dates! [TSG video report on 2019's meet](#)

April 30 – May 3, 2020 - [Clear to the Coast 2020](#), Pacific Coast Region Convention, co-sponsored by [Western Railway Museum](#), Crowne Plaza Concord / Walnut Creek, 45 John Glenn Drive, Concord, CA. [MAP](#) **Registrations are now being accepted!** Special "Early Bird" fare of \$130.00 is good until 11/30/19, then full fare will be \$150.00.

Branch Line Deadlines for 2020

JAN-FEB-MAR 2020 issue

Articles due by

December 10, 2019

APR-MAY-JUN 2020 issue

Articles due by

March 10, 2020

JUL-AUG-SEP 2020 issue

Articles due by

June 10, 2020

OCT-NOV-DEC 2019 issue

Articles due by

September 10, 2019

Please direct questions to the PCR Publications Manager, Gus Campagna at campgus@earthlink.net Or phone (707) 664-8466

SAN JOAQUIN VALLEY TOY TRAIN OPERATORS, INC.

42nd Annual

TOY TRAIN SHOW

(ALL SCALES)

CONSTRUCTION & FARM TOY SHOW

42 YEARS OF OUTSTANDING TRAIN SHOWS WITH THE ADDITION OF THE CONSTRUCTION & FARM TOY SHOW THIS YEAR

DECEMBER 7 & 8, 2019



VENDORS

Vendor tables are \$40 each until November 1st. After November 1st they are \$50 each.

The tables are 8' x 30"

Tables are reserved on a first-paid, first-served basis.

Vendor setup is Friday from 12 p.m. 7:00 p.m. & Saturday from 7:00 a.m. to 9:30 a.m.

Show hours are 10-5 on Saturday & 10-3 on Sunday

Location is: STANISLAUS COUNTY FAIRGROUNDS
900 N. BROADWAY - TURLOCK, CA.

If you are interested, please call Vern Cowan at (714) 686-7165 or email at f3santafevern@gmail.com

<http://www/sjtoytrainoperatorsinc.com>

Monthly Activities

First and Third Thursday - 7:00 PM / [Siskiyou Model RR Club](#) / Yreka Western Depot, 300 East Miner St., Yreka, CA (Exit 775 from I-5). Info: Tom Brass, (530) 842-4921, Glenn Joesten (530) 340-2537

First Friday 7:30 PM / [San Leandro Historical Railway Society](#) (HO, O, G), Monthly meeting / 1302 Orchard Ave, San Leandro, CA / Club phone 510-569-2490 / Info: info@slhrs.org.

First Saturday 11:00AM to 12:00 PM / [Golden State Model Railroad Museum](#) / East Bay Model Engineers Society (O, HO, N, Narrow Gauge, Traction) / Point Richmond, CA / Club Phone 510-234-4884 or info@gsmrm.org

Second Tuesday 7:30 PM / [Empire Builders Model Railroad Club](#) (HO) 3318 School St, Oakland, CA / e-mail: president@ebmrc.org

Second Wednesday 7:30 PM / [Golden Empire Historical and Modeling Society](#) (HO&N) Bakersfield, CA / Doug Wagner, e-mail: carldw@aol.com or 661-589-0391 / Club phone: 661-325-5820

Third Wednesday 8:00 PM / [West Bay Model Railroad Association](#), Monthly Business Meeting, 1090 Merrill Street, Menlo Park, CA / Lou Cartalano at 650-964-5603/e-mail cartalano@sbcglobal.net

Second Saturday 10:00 AM / [Tehachapi Loop RR Club](#) / Tehachapi, CA / Tom O'Brien, e-mail: threerail@earthlink.net 661-822-1546

Second Saturday 1:00 PM / [European Train Enthusiasts \(ETE\) Sacramento Chapter](#) (Z, HO, 1) Sacramento, CA / Roland DiFranco 209-948-6776 or Steven Stern, e-mail: sterns@rahul.net

Second Saturday 1:30 PM / [Carquinez Toy Train Operating Museum](#) Business Meeting, 645 Loring Ave (Across from C&H Sugar), Crockett, CA. [MAP](#)

Second Saturday 3:00 - 6:00 PM / [California Central Club](#) (HO & HOn3) / Old Agnew Station, 4185 Bassett St, Santa Clara, CA / Subject to change, contacting us in advance of your visit is highly recommended at: ccmrc1961@gmail.com

Second & Fourth Weekends / [Swanton Pacific Railroad Society](#) (19") Santa Cruz County, CA / Ed Carnegie, e-mail: ecarnegi@calpoly.edu or 805-756-2378

Mid-Month Weekends / [Bitter Creek Western RR](#) (Live Steam) Arroyo Grande, CA / Dan Andrews, e-mail: danandrews@charter.net or 805-481-0419

Third Monday 7:00 PM / [San Luis Obispo Model Railroad Association](#) (all) Oceano Depot, CA / Dennis Pearson, e-mail: info@sломra.org or 805-929-3062

Third Tuesday 7:00 PM / Visalia Electric Model Railroad & Historical Society / Meets at Ryan's Place Restaurant, 3103 South Mooney Blvd, Visalia, CA / Cecil Eppler, e-mail: cecil_eppler@sbcglobal.net

Third Friday 7:00 - 11:00 PM / Black Diamond Lines Model Railroad Club Operating session (HO) / Antioch, CA / Info: info@blackdiamondlines.com / Club phone 925-779-1964

Third Saturday 9:00 AM - 12:00 PM Noon / [San Joaquin Central](#) Operating Session (HO) / Fresno, CA / Chuck Harmon, e-mail: harmonsta@aol.com or 559-299-4385. It's April 1949 on SP's Donner Pass and fictitious SJC. An advance courtesy contact is appreciated. Send e-mail to be added to mailing list.

Third Saturday / [Sacramento Modular Railroaders](#) Operating Session (HO) / Sacramento, CA / Scott McAllister, e-mail: scooter923@att.net

Fourth Wednesday 7:00 PM / Coast Toy Train Club / Wood Glen Hall, 3010 Foothill Rd (at Alamar), Santa Barbara, CA / Lots of collecting in S, O, and Standard gauges. / Contact: Ken Kelley, e-mail: kenatttr@thirdrail.com



These activities occur each month on the days indicated. See the Club Info section starting on page 33 for location and contact information

Enjoy the fellowship and learning experiences of a club near you

Alameda County Central Railroad Society

ACCRS is located at the Alameda Co. Fair Grounds, Pleasanton. A 30 by 100 foot room has O and HO layouts. Open to the public every Friday, 6 to 10 PM, they operate continuously during county fairs and special events. Annual dues: \$24, \$15 initiation fee; Jr membership for ages 12 to 18 (with sponsor), free. Contact: Gary Lewis 925-455-8135
Email: glgslewis@comcast.net
Web: www.pleasantonmodelrr.org/index.html

Amador County Model Railroad Museum

The ACMRRM is located at #1 Main Street, Jackson, California adjacent to the historic National Hotel. Our non-profit association is open to the public from 10 AM to 5 PM, Friday through Sunday during Winter months and Wednesday through Sunday during the Summer. Work sessions are held every Tuesday starting at 10 AM. Our scenic DCC HO-scale layout depicts the lumber and gold mining history of Amador County. Operations include the Amador Central short line as well as the railroads of California's Central Valley including terminals at Stockton and Sacramento.
Contact: Robert Piety, 209-296-3587 email rdpiety@sbcglobal.net

Antioch Model Railroad Club

The Black Diamond Lines is an HO Club located at 425 Fulton Shipyard Rd, Antioch. BDL has been in continuous operation since 1981. We meet Tues. & Fri., 7:00pm to 10:00pm. Formal Operating Session on the 3rd Friday of the Month, but visitors can always find trains running every club night. For more information, e-mail info@blackdiamondlines.com or visit us on the web at www.blackdiamondlines.com and we can be found on Facebook and YouTube.

Bay Area Ntrak Model Railroad Club

BANtrak MRC invites N scale modelers to visit us at the Wells Fargo Express Room, Southern Pacific Railroad depot, 902 Loring Ave., Crockett, on Wed. and Sat., 10 AM to 3 PM. Contact: Bob Lewis, 925-283-6838
E-mail: BobLewis1@sbcglobal.net.

Bay Area S Scalers

BASS is a group of modeler railroaders in the San Francisco Bay Area focused on scale modeling in 1:64 scale. BASS is a round robin club, typically meeting in a member's home on the third Saturday of odd numbered months. Meetings may include a mini-clinic, or showing progress on models or a layout. We also have a modular layout that has been displayed at public events. Contact: Michael Eldridge (meldridge2000@gmail.com).
Web: www.bayareasscalers.org.

California Central Model RR Club

The CCMRC is located in the old Agnew depot (Santa Clara) of the Southern Pacific (4185 Bassett St.) directly across from the Lafayette St. gate of Agnew State Hospital. The theme of the 15' x 50' HO club is western railroading running from the Bay Area to Southern Oregon. We meet Fri., 7:30 to 11 PM. Operating sessions the 1st and last Fri. of the month. Contact: 408-988-4449 (operating nights), or Wayne Cohen, 408- 779-0707.

Carquinez Model Railroad Society

HO Model Railroading on a Grand Scale! Can you imagine taking one real time hour to run an SP (or your favorite name) DCC train round trip from Oakland, through the Sierras to Sparks and back? Don't imagine, join us! Friday nights 7-10 (by appointment) at 645 Loring Dr, 2nd Floor, Crockett CA Call Weds 7-10 510-787-6703 or e mail anytime loggingrr@aol.com, bob@bob2sell.com or lambert5522@att.net

Coastal Valley Lines

Coastal Valley Lines Model Railroad Club of Sonoma County, LTD (Coastal Valley Lines) is an association of novice-to-expert model railroaders from the Sonoma County area, who operate a digitally command controlled (DCC) HO scale modular railroad at public and private events, and gather for clinics, work sessions and monthly meetings. Coastal Valley Lines is incorporated in the State of California with its primary purpose of educating the public about model railroading as a family hobby and is a not-for-profit 501(c) 3 organization with elected officers and bylaws. Additional information can be found at cvlrr.com.

Continued on page 34

Enjoy the fellowship and learning experiences of a club near you

Eel River Valley Model Railroaders

The Eel River Valley is an HO club with a NWP-layout series of modules under construction. We meet Fri., 7:30 PM at the Humboldt County Fair Grounds Commercial Building, NW corner, Ferndale. Contact: Jack Jensen, 707-845-2823, 3313 Union St., Eureka, CA 95503 or Ron Plies, 208-229-7107, 12818 N. 11th Ave., Boise, ID 83714.

Elsie

The Left Coast (Elsie) HOn30 group invites anyone interested to join us. We use existing standards for module construction but are not merely a modular group. Contact: Al Sandrini in Bakersfield, 661-664-8614 or Ken Lunders in Cupertino, 408-777-9572.

Empire Builders Model Railroad Club

Starting over after a warehouse fire destroyed our layout, we are a small friendly group now constructing an HO layout of no specific origin based in the early 50's era. The mountain division is laid and operating, we also have a reasonable size yard operationally working well. Work days are Saturday and during summer on Wednesdays. Our retired members also show up on occasional weekdays. The club site is located at 3318 School St Oakland, Ca Call Charles at 510-917-5790 or Ted at 510-749-7099 for an invite to see/chat/join. Please visit our website <http://www.ebmrc.org>.

European Train Enthusiasts

ETE (www.ete.org) serves modelers, railway fans, related organizations, and the community through public venues, operating layouts, the annual convention EuroWest, the chapter newsletter, and the quarterly national journal, the *ETE Express*. ETE is open to all who have an interest in European railways, whether full size or scale model. The SF Bay Area Chapter meets the second Saturday of the month from 1-5pm in various locations around the bay. Contact BillKeaney (650) 355-7231 or billkeaney@comcast.net.



HAVE 50 MODEL RAILROADING CLINICS RIGHT IN YOUR LIVING ROOM.

Just because you can't make it to a national convention doesn't mean you have to miss out. Right now the NPMRA's Kalmbach Memorial Library has over 50 DVDs of clinics presented at national conventions from 2002 to 2010. Each is available for NPMRA members to borrow for the cost of processing and postage.

So you can see clinics on everything from decoders to design, tools to techniques, helios to highways, and research to resin casting.

All from the comfort of your very own couch.

Visit www.nmra.org and go to the Kalmbach Memorial Library page for a complete listing. Or call the Library at 423-894-8144.



We make it even more fun.
www.nmra.org

Then, get that popcorn ready.

Golden Empire Historical & Modeling Society

Bakersfield GEHAMS, founded in 1987 and in their current location since March '94, is dual-scale with a 30' x 100' HO, and a 18' x 80' N based on SP's route from Bakersfield to Mojave with Tehachapi Loop. Though under construction, mainlines are in with monthly operations. Contact: Doug Wagner, 661-589-0391 email: carldw@aol.com GEHAMS web: www.gehams.org

Golden State Model Railroad Museum – East Bay Model Engineers Society

900-A Dornan Drive in Miller-Knox Regional Park at Point Richmond. Weekly public hours are on our website. To meet members, inquire about membership and behind the scenes tours come 1st & 2nd Friday evenings of the month between 7:30 and 10 PM.; behind the scenes tours also available most Wednesdays 11 AM to 3 PM. New members are welcomed in all Scales – O, HO and N, including narrow gauge and traction. For general information check the website or call (510) 234-4884 (recording); for membership inquiries call 1st or 2nd Fridays 8-10p.m. (510) 236-1913. For other information or to schedule special events, Email info@gsmrm.org. Website: www.gsmrm.org

Humboldt Bay & Eureka Model Railroad Club

The HB&EMRC meets at their clubhouse and layout at 10 West 7th St., Suite #C in Eureka, on Sat., 7:00 PM. Visitors are always welcome. Business meetings 1st Sat of month, 7:30 PM. Contact: David Berriman P.O. Box 915, Arcata, CA 95518 707-825-7689

Monterey & Salinas Valley Railroad Museum

26 Station Place - Salinas, CA 93901
The Monterey and Salinas Valley Railroad Museum is dedicated to creating & maintaining a Railroad Museum in Salinas with an emphasis on the historic, contemporary and future value of the Railroad to the Salinas Valley and Monterey Bay Regions, providing experiential educational opportunities for children of all ages enhancing the core curriculum and inspiring civic involvement in our communities.

Open first weekends of each month 10AM - 4PM
831 789 8097

www.msvrr.org
info@msvrr.org

Continued on page 35

Napa Valley Model Railroad Historical Society

Located at The Napa Valley Expo, (fairgrounds), 575 Third St., Napa, our railroad runs from Napa to Ukiah with off line connections to Stockton and Portland, has 700 feet of main line, and large classification yards at each end. The layout is never finished, as we are always rebuilding and improving! Era is 1940 to present. Member-owned rolling stock stresses reliability and realism. We meet Fri. 7:30 PM to 12, with formal runs the 2nd Fri. of the month. Info: John Rodgers 707-226-2985 E-mail: Napa-John@napanet.net Web: www.nvmrc.org

Nn3 Alliance

Our 700 members in nine countries model narrow gauge in "smaller scales". Nn3 describes 3', 3'6", and meter gauges, modeled in N or 2MM Scales. Our local portable exhibition layouts and modules regularly appear at conventions and shows. The Nn3 Handbook, 140 pages with 400 illustrations, covering all aspects of small scale narrow gauge, is available through the address on the website. Official mailing address: The Nn3 Alliance, PO Box 6652, Chesterfield, MO 63006 Web: www.Nn3.org
<http://groups.yahoo.com/group/nn3/>

Sacramento Model Railroad Historical Society

Established in 1948, the SMRHS is located at 1990 Grand Ave., Sacramento. Modeled as the Sierra Central RR, both HO and HOn3 layouts. HO layout is being rebuilt to depict SP/WP prototype. Open Tues. and Fri. nights, 7:30 PM. Contact: 916-927-3618
Email: d.megeath@comcast.net
Web: www.smrhs.com

Sacramento Modular Railroaders

Most of our events are operating sessions, where we make up trains in our large switch yard, and send road crews out to switch cars into and out of industries at the towns along the main line. The club owns a large main yard, the corner modules, some special modules, and some rolling stock. Members own their own modules and rolling stock. Contact: memberhip@sacmodularrailroad.com

Sacramento Valley Live Steam Railroad Museum (SVLSRM)

The SVLS was founded in 1968 and is located in Hagen Community Park, Rancho Cordova, CA. Our initial 1500 feet of track has expanded to over 6300 feet of mainline and sidings. Approximately 1500 feet is dual gauge 4 3/4" and 7 1/2". We can accommodate equipment ranging in size from 1 inch scale (standard gauge) to 5 inch scale (2 foot narrow gauge), the most common scale being 1 1/2". Public run days are on the 1st Saturday and 3rd Sunday of each month during our operating season

San Joaquin Valley Garden Railway Society

The SJVGRS was founded in July of 1995 to promote the joy of building and operating Garden Railways. We have grown to over 70 families in the Central Valley, meeting monthly at members' homes to spend the afternoon sharing our hobby, weather permitting. Dues: \$25 a year for a family. Contact info: Richard Emerson 559-439-7173 E-mail: emerson.r@worldnet.att.net
Web: <http://home.att.net/~sjvgrs/train/>

San Joaquin Valley Toy Train Operators

We are an all scale train club. We have members in scales from Z to G. Whether you are someone who likes to run toy trains in circles or model an exact date, railroad or scene or anything in between you are welcome. Everyone who likes trains is welcome. You don't need to own any trains. We have two portable layouts that we set-up at public locations. We have set them up at care facilities, Amtrak stations, train shows and other places. We also have outside club activities. We have gone on the train to Sacramento and the Sacramento Rail Museum. We've ridden the train at Railtown 1897 SHP and had a private tour there. Also we have visited home train layouts and will have many other activities in the future. Our meetings are at the Scouts Hall, 4717 Elm Street, Denair, CA at 1:30 PM (doors open at 12:30) on the first Sunday of each month. Holidays or other events can change that. We always get there by 1:00 PM to visit and see what others have brought to show. For more information please call Ed Cathcart at 209-479-4432

Enjoy the fellowship and learning experiences of a club near you

Continued on page 36

Enjoy the fellowship and learning experiences of a club near you

San Leandro Historical Railway Society

The SLHRS models the SP from Oakland/San Leandro to just east of Norden using the tri-level Donner Pass plan featured in the March '98 Model Railroader. It's housed in the former S.P., San Leandro depot, located at 1302 Orchard Ave., San Leandro (just off Davis St.). Work sessions Sat. 9:00 AM - 1:30 PM and Tues. 7:30 - 9:30 PM, business meetings the 1st Fri. at 7:30 PM. Contact: Eugene Brichacek, 510-963-2965 email: embrichacek@gmail.com

San Luis Obispo Model Railroad Association (SLOMRA)

The SLOMRA is a multi-scale modular group with active N and HO scale layouts. The goal of our nonprofit association is railroad education and local history through public display of our modules. Our shows usually include G-gauge, tinplate, and even LEGO trains. The monthly meetings include model and prototype activities, videos and discussions. The SLOMRA is open to new members who have a love of trains. The general meeting is the third Monday of every month at 7:00pm at the Oceano Depot. For more information visit www.slomra.org or email info@slomra.org.

Silicon Valley Lines

The SVL is located at 148 E. Virginia St., San Jose. We meet Fri. 7:30 to 11:30 PM, with business meetings the 1st Fri. and operating sessions the last Fri. of the month. Our HO layout utilizing DCC for realistic operations, computer-generated train orders and radio-based dispatching. E-mail: svl@siliconvalleylines.com Web: www.siliconvalleylines.com

Siskiyou Model Railroad Club

Currently we are meeting at a member's home on the first Thursday evening of the month. Contact Tom Brass at 530-842-4921 or Glenn Joesten at 530-842-2359 for current info. The layout is still in the Yreka Western freight room, but is inoperable due to no power in the building. #19 was still in the engine house last we saw, but in "kit form." No further info. Currently a few members have been getting together on Tuesday mornings for various activities.

South Bay Historical Railroad Society

SBHRS invites interested modelers to visit us in the historic Santa Clara CalTrain Depot, 1005 Railroad Ave., Santa Clara, Tues. 5:00 to 8:00 PM or Sat. 10:00 AM to 3:00 PM. Contact: 408-243-3969. Web: www.sbhhs.org.

Sonoma Short Line (SSL)

A group of model railroaders has formed a DCC, HO 100% NMRA club, Sonoma Short Line (SSL). The club is building a modular layout with a Sonoma County theme inspired by the period 1900-1950s. Private ops sessions and public shows are scheduled. SSL is looking for new members with skills in all aspects of model railroading and a desire to actively participate in the club. Contact Steve Lewis (707) 527-0396 or Steve Skold (707) 539-1782 for further information.

South Coast Society of Model Engineers

The club consists of enthusiasts of all scales and prototypes living in the Santa Barbara area, and has a collection of railroad books and videos for loan to members. The club has no layout but activities include weekly operations and work sessions at member layouts, as well as occasional club field trips. We meet every 3rd Tues. at 7:30 PM, at Woodglen Hall, 3010 Foothill Road, Santa Barbara. Junior members welcome. Contact: Secretary David Kuehn, email: davidkuehn@cox.net. Facebook: <http://www.facebook.com/group.php?gid=163470062239>

Tidewater Southern Railway Historical Society Inc.

Manteca, formerly the Manteca Model RR Club (org '73), TSRHS reorganized and incorporated in 1990. Located at the San Joaquin Fairgrounds, Building 1, (corner of Airport and Charter Ways (Hw 4), Stockton), a 2,400 sq. ft. alcove houses a large HO layout depicting the Tidewater Southern, several Valley towns, and museum display cases. We meet 6 - 8:30 PM Thursdays. Contact: Ben Cantu, 209-679-5204 Mail: 829 Mellon Ave. Manteca, CA 95337 E-mail: bcantu@SQ50.com

Tri-city Society of Model Engineers

The TCSME located in the Niles Plaza is currently looking for new members to help build and operate both an N Scale and an HO layout focused on Fremont and surrounding areas. We meet Fridays 7:30-9:30 PM. The depot is located at 37592 Niles Blvd, Fremont, CA 94536. Please visit our web site at <http://www.nilesdepot.org/> <http://www.nilesdepot.org>

Continued on page 37

Walnut Creek Model Railroad Society

The WCMRS located at 2751 Buena Vista Ave, Walnut Creek, is open to last Friday of the month from 8:00 to 10:00PM for operations. Fares are \$2.00 for 6-12 and seniors over 60 and \$3.00 for adults. Membership is always open to interested HO modelers. Contact: 925-937-1888 (recorder). Web: www.WCMRS.org. "Like Us" on Facebook (www.facebook.com/wcmrs). 2019 weekend schedule: Jan 19-20, Mar 16-17, May 18-19 and Sept 14-15 (11:00AM-6:00PM). Holiday Open House schedule: Nov 22-24 & Nov 29 - Dec. 1.

West Bay Model Railroad Association

Meets in the former S.P. baggage building at 1090 Merrill St. between the Menlo Park train station and Ravenswood Ave. Construction and scenery are complete on our DCC 2-level HO layout designed for operations. Scheduled work sessions are Wednesday evenings and Saturday afternoons. Monthly business meetings are at 8 pm on the third Wednesday of each month; operating sessions are on the second Saturday following the business meeting. Prospective members and visitors are always welcome! Contact Lou Cartalano at 650-964-5603/e-mail cartalano@sbcglobal.net, or leave a voice message at 650-322-0685 or visit wbmrra.ning.com and facebook.com/wbmrra for more info.

Enjoy the fellowship and learning experiences of a club near you

**Web
Announcement**
By Gus Campagna,
Manager, PCR
Publications Department
New pages added to the Website. We are in the process of adding a page to display Layout Stories. We are seeking submissions from layout owners to tell the story of their layout. Details are on the page about what we are looking for. Check out the Layout-stories page on www.pcrnmra.org

We not only welcome your input here at the *Branch Line*, we actively encourage it!

In fact, may we say that we go so far as to solicit your input?

If you have a small article you would like to submit for publication, or even just an idea for an article, please let us know. We will be happy to work with you.

Just contact our editor, Chip Meriam, at:

chipmeriam@comcast.net

We're looking forward to hearing from you!





NATIONAL MODEL RAILROAD ASSOCIATION, INC.

Wow! Did you know there's a new NMRA Member Benefit?

It's the NMRA Partner Program!

Model railroad manufacturers are partnering with the NMRA to offer discounts to NMRA members.

Current members log in to www.nmra.org. At the Members Menu, go to the NMRA Partnership Page to see who's on the list, discounts offered, and how to order. New Partners are coming on board every month, so check back often.

If you're not yet a member, here's another great reason to join and get more fun from your hobby with a membership in the world's largest model railroad organization.

www.nmra.org

A proud Partner with



PCR Membership Gauge

- August 31, 2018—944
- September 30, 2018—941
- October 31, 2018—936
- November 30, 2018—936
- December 31, 2018—942
- January 31, 2019—941
- February 28, 2019—938
- March 31, 2019—931
- April 30, 2019—931
- May 31, 2019—939
- June 30, 2019—940
- July 31, 2019—942
- August 31, 2019—934



MemberID number: 123456 00
 Expiration date: 01/08/12
 Member since: 01/08/11

The best gift card you'll ever give.

(Or receive!)

When you give the gift of an NMRA membership, you're giving someone a gift they can use all year long. From accessing our online photo archives to getting special deals on books, to attending Division and Region meets, an NMRA member has a wealth of benefits to take advantage of.

We'll send your new member a membership card, then bill you separately. Call HQ for details and ordering. Allow 4 weeks for processing.

Perfect as a gift for holidays, birthdays, graduations, Fathers Day, Mothers Day...even Valentine's Day!



We make it even more fun.
www.nmra.org
 423-892-2846

This year, give a card they'll treasure all year!

The Fortieth Page

This Is The End of limited space, or “page limitations”, if you will, for the *Branch Line*. You see, our contract with the commercial printer specifies that issues exceeding forty pages are to be charged a premium - above and beyond the set contract price. What’s more, because of the format of the magazine - style newsletter, each and every issue must have a page count that is divisible by four. Put those two facts together and it is clear that running more than forty pages would get excessively expensive.

As you know, this is the last printed issue of the *Branch Line* and we’ll be 100% electronic beginning with the first issue of 2020. We have recently started the practice of emailing copies to all PCR members with a valid email address - and we will continue to do so. Also, the *Branch Line* is available on line at the PCR website: <http://www.pcrnmra.org/>



Board Meetings	Branch Line
Business Meetings	PCR Links

BRANCH LINE

PCR's Newsletter

Current Issue:

[July-August-September 2019](#)

Published 06/25/19
(3.4 mb PDF)

[Back Issues](#)

Click here for the current issue.

Or you can find all the back issues here.

We’re also well aware that we have a number of members without an email address or even without a computer or other online device. We recently received a letter from one such member asking us to please

continue to mail printed copies - even if they had to pay extra for the service. As we explained, this is not practical because our staff is so small. We did offer our staff the option of doing this if we doubled their pay, but they just couldn’t handle the extra work. So we explained to this member that computer services were available at public libraries and the library staff would be happy to assist if need be. Thankfully, this suggestion delighted our “computerless” member.

Another option is asking a fellow PCR member to print you a copy from the email we send. Or ask a friend with online access to print from the PCR website. It takes seconds to print and the only cost would be the paper and ink.

Now back to this “Fortieth Page” theme:

Beginning with the January 2020 issue, we can run an unlimited number of stories, photos, or whatever else might be available and of general interest. For example, this issue could have included the story on the Witches Hat depot mentioned in the “From The Editor” column, a photo write-up of our visit to the Golden State Model Railroad Museum this past July, and an update on the Amador County Model Railroad Museum relocation and rebuilding progress. We expect all three to appear in January when, **Ta-Dah!**, we’re no longer stuck with only forty pages!



BRANCH LINE
530 FIG TREE LANE
MARTINEZ, CA 94553