

























Hazardous Materials Markings for Railroads

ERA	1900	1910	1920	1930	1940	1950	1960	1970
Explosive								
Gas								
Flammable Liquid								

Hazardous Materials Markings for Railroads

ERA	1900	1910	1920	1930	1940	1950	1960	1970
Flammable Solid								 
Oxidizer								  
Poison								
Radioactive								
Corrosive								

Hazardous Materials Markings for Railroads

ERA	1900	1910	1920	1930	1940	1950	1960	1970
Dangerous								
Misc.								

Hazardous Materials Markings for Railroads

APPLICATION OF PLACARDS

ARA Rules 1930

644. Placards must be securely applied by affixing one to each end and each side of cars, as follows:

- (a) By tacking tag-board placards to each end and each side of cars, or to placard boards of suitable size provided for the purpose. Placards applied to the sides of box cars must be placed on close to left-hand side of door frames, when cars are not equipped with placard boards. The use of capnail nails or other forms of large head tacks is required. Tacks or nails used in previous applications of placards must be removed.
- (b) By insertion of tag-board or metal placards in suitable placard holders affixed to cars.
- (c) By adjustment of metal reversible placards in proper position.
- (d) Paper placards must be securely pasted to metal placard boards provided for the purpose. Grease or other substances, which would interfere with secure application, must be removed from surfaces before pasting on placards.
- (e) Placards applied to cars must have the printing in horizontal position.
- (f) "Explosives" placards must be applied not less than 4.5 feet above car floor.
- (g) Placards applied to sides of tank cars must be placed as near the middle as possible. Side placard boards applied to tank cars near end of tank may be used until replaced by boards located at other end of tank, in accordance with requirements effective November 1, 1927.
- (h) Placard holders must be so constructed as not to obstruct the wording, change the shape of the placard, or reduce the exposed surface of the placard more than three-eighths of an inch.